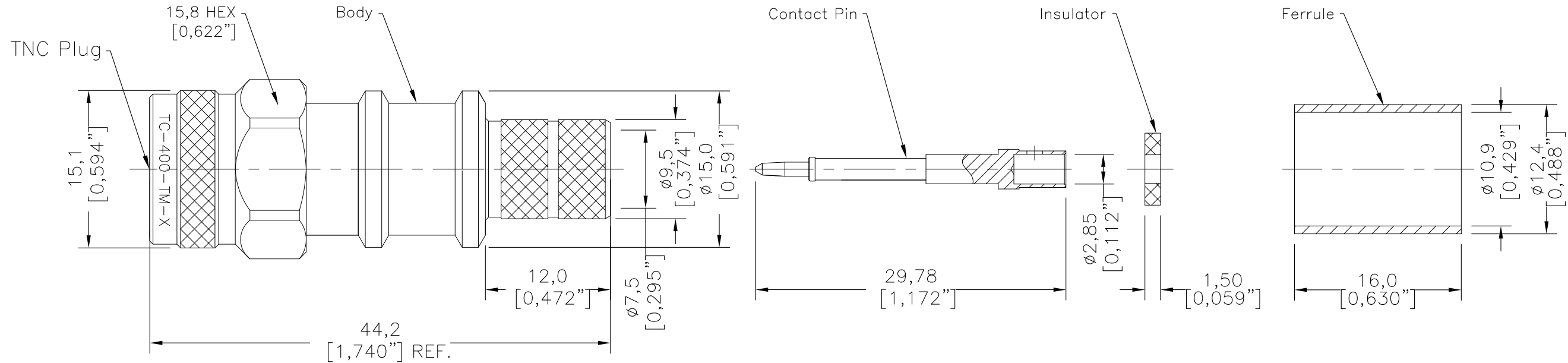


SYM	REVISION DESCRIPTION	DFTM	DATE	APPD	APPD
F	RELEASED FOR PRODUCTION	Monica	2018.07.26	Joslen	2018.07.26



**I. MATERIALS & FINISHES**

Components	Materials	Finishes	Thk. (μ")
Body	Brass	Albaloy	80
Center Cont.	Brass	Gold	50
Ferrule	Copper	Albaloy	80
Nut	Brass	Albaloy	80
Insulator	PTFE	--	--
Gasket	Silicone	--	--

**II. ELECTRICAL PROPERTIES**

Impedance (Ω):	50
Frequency Range (GHz):	DC to 6 GHz
Dielectric Withstanding Voltage (V):	1000
Insulation Resistance (MΩ):	≥5000
VSWR:	≤1.30
Insertion Loss(dB, f/GHz):	-0.1x √f

**III. ENVIRONMENT PROPERTIES**

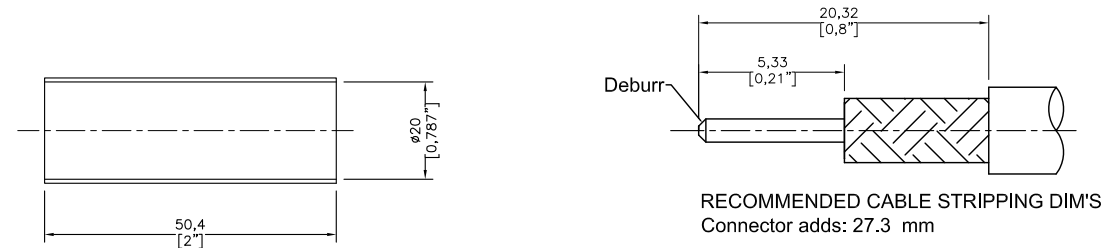
Temperature Range:	-40°C~+125°C
Thermal Shock:	MIL-STD 202G, Meth.107, Cond.B
Vibration:	MIL-STD 202G, Meth.204, Cond.B
Shock:	MIL-STD 202G, Meth.213, Cond G
Climatic Class:	IEC 60068 55/155/21
(2002/95/EC)RoHS:	Compliant

**IV. MECHANICAL PROPERTIES**

Center Cont.:	Solder
Outer Cont.:	Crimp
Coupling Nut Torque (N.m):	N/A
Cbl-Connector Retention Force (N):	500
Durability (cycles):	500

**V. TOOLING**


Stripping Tool: 3192-004  
Crimping Tool: 3190-666/CT-400/300



Shrink Tube (1/2"x1.5" 3:1)

RECOMMENDED CABLE STRIPPING DIM'S  
Connector adds: 27.3 mm

Compatible with Standard: IEC 60169-17

MATL:	UNLESS OTHERWISE SPECIFIED	DFTM.	Monica	 <b>TC-400-TM-X</b> TNC Male (Plug) Straight Solder Pin No Braid Trim Connector for LMR-400 Cable				
USED ON: O	ALL DIMENSIONS ARE IN mm MACHINED SURFACES FINISH 1.6 RMS MAX. REMOVE ALL BURRS 0.15X45° MAX. BREAK MACHINE CORNERS 0.15X45° D MAX. FILLET R. TOLERANCES ON DECIMALS .X ±0.3 .XX ±0.15 ANGLES ±2° FRACTIONS ± N/A	DATE	2018.07.26					
SCALE: N/A	DWG SIZE A4	CHKD	Patrick					
DO NOT SCALE DRAWING	CODE IDENT 68999	DATE	2018.07.26					
		APPD	Joslen	DATE	2018.07.26	SHT 1 OF 1	3190-2532	REV F

# Mouser Electronics

Authorized Distributor

Click to View Pricing, Inventory, Delivery & Lifecycle Information:

[Amphenol:](#)

[TC-400-TM-X](#)