



Coaxial Fixed Attenuator

RFH40XX292D15

DC-40 GHz, 3-40 dB, 15 Watts, 2.92mm, Unidirectional

Rev 3

Electrical

Impedance	50 ohm			
Frequency Range	DC-40 GHz			
VSWR	1.26 max			
Input Avg Power	15W@ 25°C ambient, derating linearly to 1.5W at 100°C			
Peak Power	200W (5 micro-sec pulse width, 4% duty cycle)			
Direction	Unidirectional, 2.92mm male input, 2.92mm female output (other configurations available)			

Attenuation(dB)	3-10	20	30	40
Accuracy(dB)	-1.2/+1.5	-1.0/+1.0	-1.0/+1.0	-1.0/+1.0

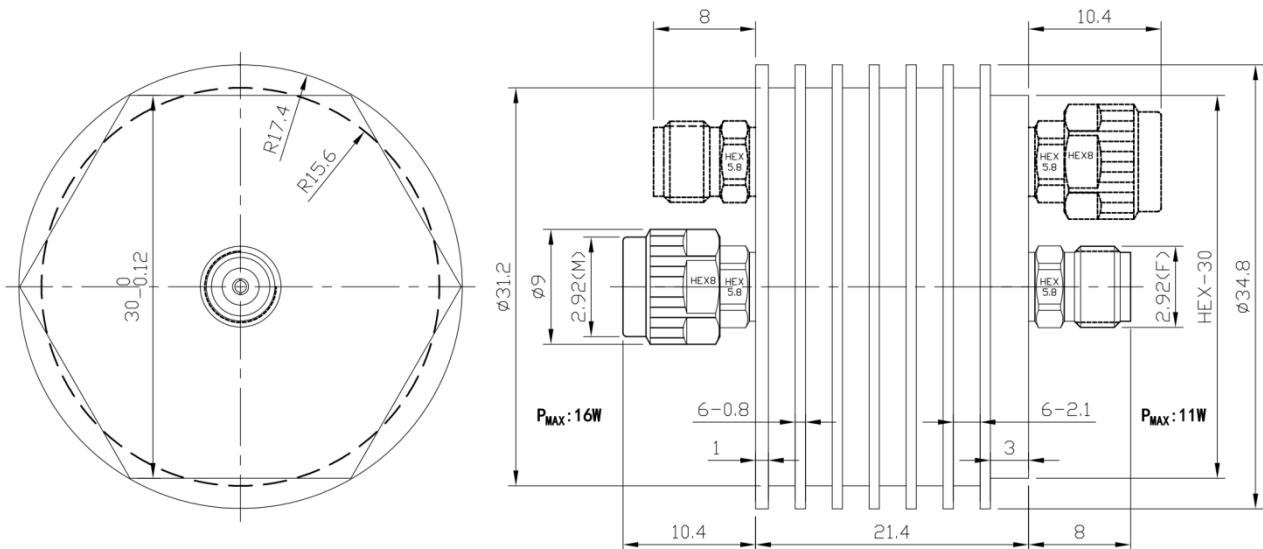
Mechanical

Connector Body	Passivated stainless steel
Heat Sink	Black anodized aluminum
Center Contact	1.27um Gold plated BeCu
Net Weight	About 55 g

Environmental

Operating Temperature	-55°C to 100°C
Storage Temperature	-55°C to 125°C
RoHS	Compliant
Temperature Coefficient	<0.0004 dB/dB/°C

Dimensions(mm)



Notes

1. Always pay attention to the direction of attenuators.
2. To maintain best performance, recommended to use fan to keep the case temperature under 85°C.
3. Customized dB values, outlines and optimal accuracy/VSWR available.

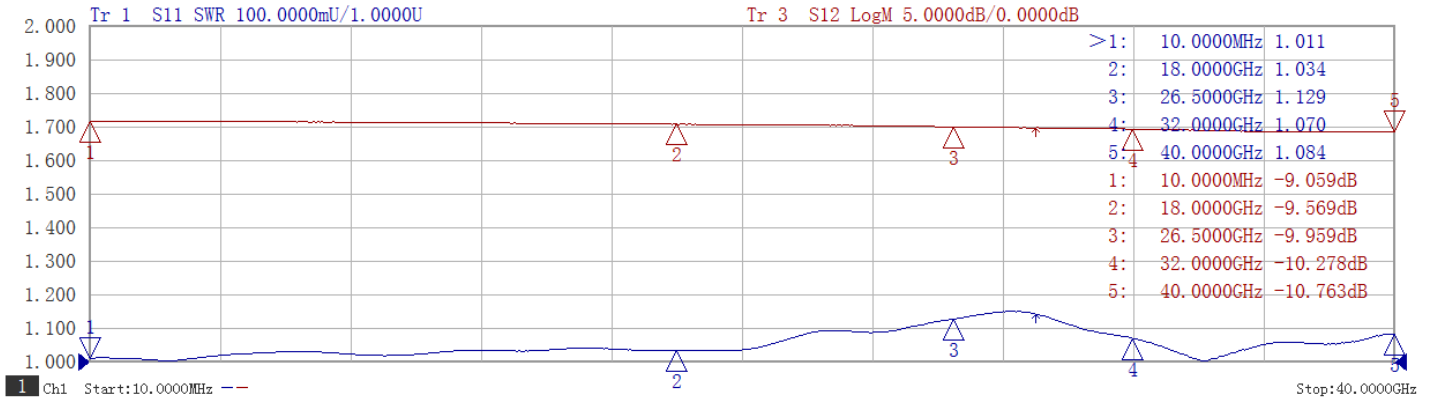
Model Description

RFH40XX292D15

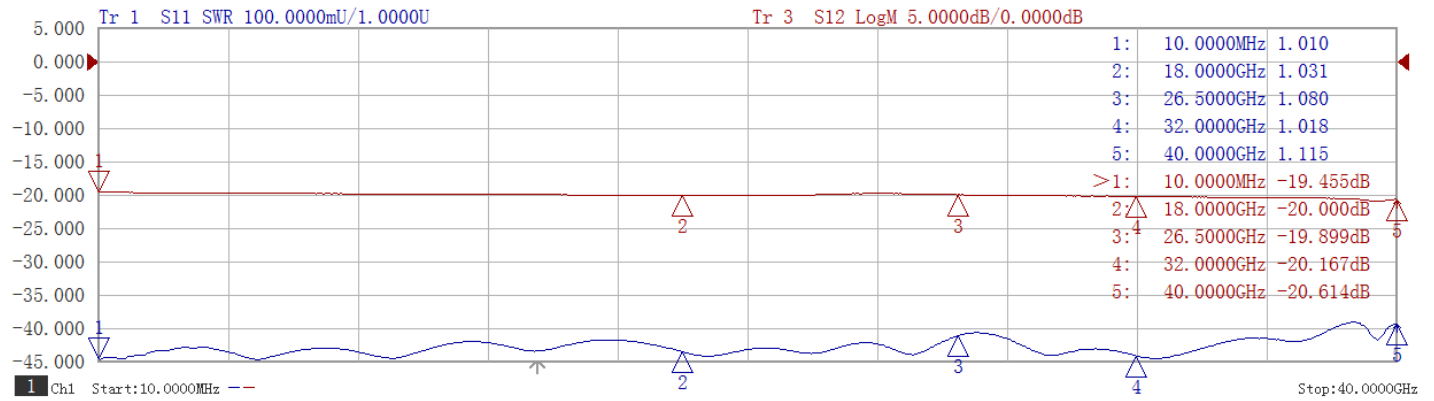
1. XX for dB value: 06=6dB, 30=30dB
2. Code for connector configuration:
 A=female for two ends; B=male for two ends
 C=female for input and male for output;
 D=male for input and female for output.

Typical Test Data(Contact us at sales@rfone.cn for test plots of more models)

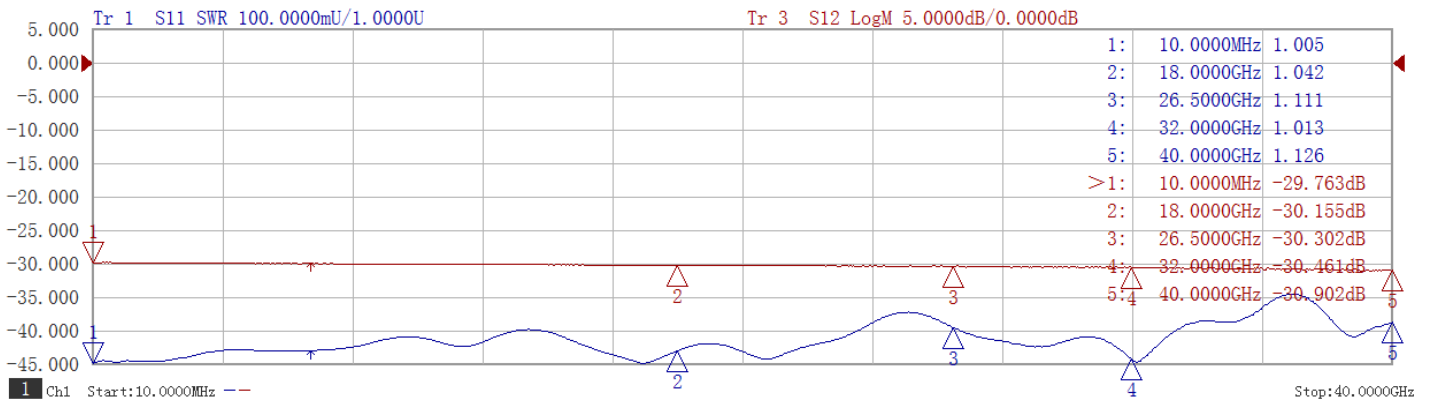
10dB



20dB



30dB



40dB

