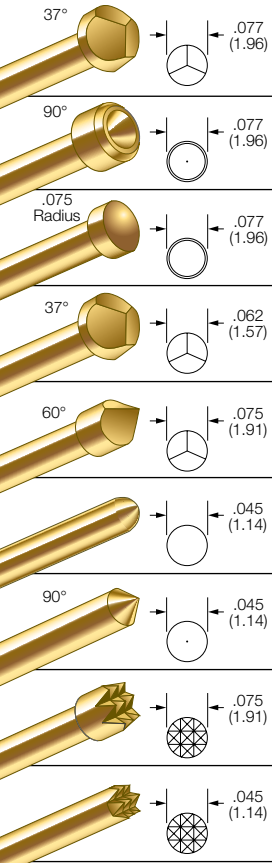


SERIES SS & GSS .100 CENTERS

BeCu PLUNGER TIPS



- 1
- 2
- 3
- 4
- 8
- 10
- 11
- 18
- 19

PROBE SPECIFICATIONS

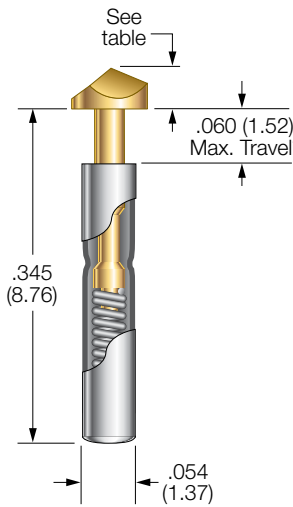
Minimum Centers: .100 (2.54)
Current Rating: 3 amps continuous
Spring Force: 3.8 or 7.0 oz. @ .050 (1.27) travel
Typical Resistance:
 SS: < 65 mΩ
 GSS: < 30 mΩ
Maximum Travel: .060 (1.52)
 *for SS-8 .050 (1.27)
Working Travel: .050 (1.27)

Rated Force oz (g)	Preload oz (g)	Material
3.8 (108)	1.6 (45)	SS
7.0 (198)	1.3 (37)	MW

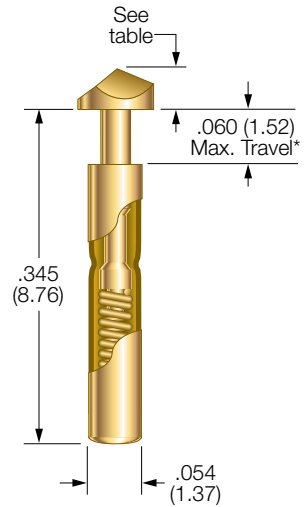
MATERIALS

Barrel:
 SS: Nickel/silver
 GSS: Nickel/silver, gold plated
Spring: SS: Stainless steel or music wire
 GSS: Stainless steel or music wire, gold plated
Plunger: Beryllium copper, gold plated over nickel
Receptacle: Nickel/silver

SS-100 PROBE



GSS-100 PROBE



HEAD LENGTH BY TIP STYLE - SS & GSS PROBE

TIP	HEAD LENGTH	TIP	HEAD LENGTH
1	.040 (1.02)	10	.028 (0.71)
2	.028 (0.71)	11	.040 (1.02)
3	.028 (0.71)	18	.060 (1.52)
4	.040 (1.02)	19	.055 (1.40)
8	.080 (2.03)		

RECEPTACLE OPTIONS

Part Number	Style	Receptacle Length	Probe/Receptacle Combined Length	Comments
RSS-100-CR	Crimp	0.475 (12.07)	0.550 (13.97)*	—
RSS-100-NT	No Tail	0.402 (10.21)	0.462 (11.73)*	—
RSS-100-RP	Round Post	0.625 (15.88)	0.685 (17.40)*	.220 post length - .028 dia.
RSS-100-WW	Wire Wrap	0.822 (20.88)	0.882 (22.40)*	.420 post length - .025 sq.

* Plus head length per tip style from chart

HOW TO ORDER: SPRING CONTACT PROBE

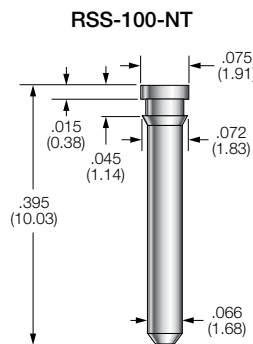
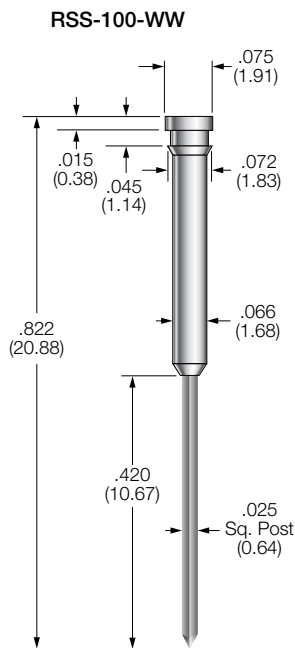
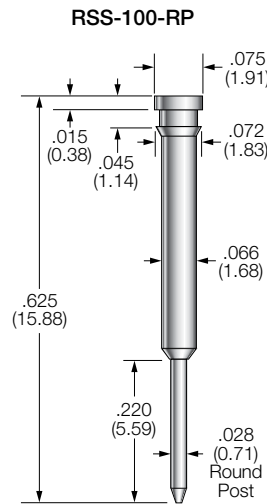
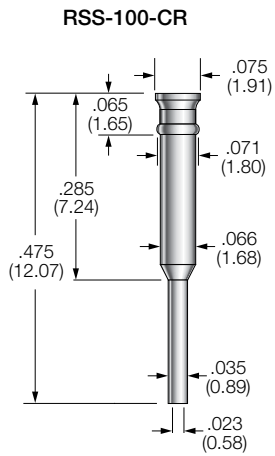
RECEPTACLE

SS SERIES	1 TIP STYLE	3.8 SPRING FORCE	G PLATING OPTIONS	RSS SERIES	100 SIZE	WW TERMINATION
SERIES: SS: NICKEL/SILVER BARREL GSS: GOLD PLATED BARREL			SPRING FORCE: 3.8 oz. @ .050 (1.27) TRAVEL 7.0 oz. @ .050 (1.27) TRAVEL			TERMINATIONS: CR: CRIMP RP: ROUND POST NT: NO TAIL WW: WIRE WRAP
CRIMPING PLIERS: CPSS100			INSERTION TOOL: RTSS100			

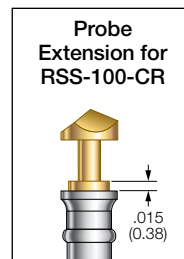
VIEW UPDATES OF THIS INFORMATION AT WWW.IDINET.COM

Specifications subject to change without notice. Dimensions in inches (millimeters)

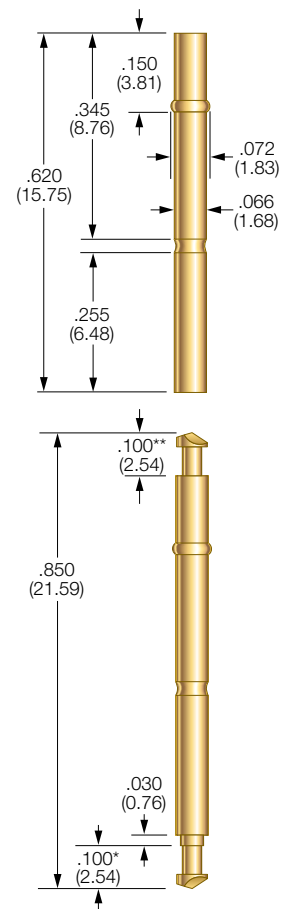
RSS-100 RECEPTACLES



Drill Size: #50
Mounting Hole Size: .068/.070 (1.73/1.78)
Recommended Wire: 28-30 gage



R-SS/SS RECEPTACLE



* For plunger with .040 (1.02) tip length
 ** Headed plunger only this end

RECEPTACLE OPTIONS

Minimum Centers: .100 (2.54)
Drill Size: #50
Mounting Hole Size: .068/.070 (1.73/1.78)

MATERIALS

Standard Series:
 Nickel/silver
High Performance Series:
 Nickel/silver, gold plated

This receptacle houses an SS100 or GSS100 on each end.

HOW TO ORDER

STANDARD SERIES:
 RS-SS/SS
HIGH PERFORMANCE:
 R-SS/SS

Mouser Electronics

Authorized Distributor

Click to View Pricing, Inventory, Delivery & Lifecycle Information:

Smiths Interconnect:

[GSS-3-3.8-G](#) [SS-10-3.8-G S/C W/HOLE .373 OAL](#) [GSS-19-3.8-G S/C W/HOLE SS SPGS .400 OAL](#) [GSS-3-7-G S/C W/HOLE .373 OAL](#) [GSS-4-3.8-G S/C W/HOLE .385 OAL](#) [GSS-10-3.8-G S/C OAL](#) [GSS-10-7-G S/C W/HOLE .373 OAL](#) [GSS-11-3.8-G S/C OAL](#) [GSS-11-7-G S/C OAL](#) [GSS-1-3.8-G S/C W/HOLE .385 OAL](#) [GSS-1-7-G S/C W/HOLE .385 OAL](#) [GSS-18-3.8-G S/C W/HOLE .405 OAL](#) [GSS-18-7-G S/C OAL](#) [GSS-19-7-G S/C OAL](#) [GSS-2-3.8-G S/C OAL](#) [GSS-2-7-G S/C W/HOLE .373 OAL](#) [GSS-4-7-G](#) [GSS-8-3.8-G S/C W/HOLE .415 OAL](#) [GSS-8-7-G S/C W/HOLE .415 OAL](#) [GSS-9-3.8-G S/C W/HOLE .395 OAL](#) [GSS-9-7-G S/C W/HOLE .395 OAL](#) [R-SS-100-RP](#) [R-SS-100-NT-PLTD](#) [100165-047-952](#) [100165-038-952](#) [100165-031-952](#) [100165-033-952](#) [100165-045-952](#)