

SERIES 28 HiPer-D® Accessories




Jackpost Kits

289-015 and 289-016

289-015 JACKPOST KIT FOR HIPER-D® CABLE CONNECTORS

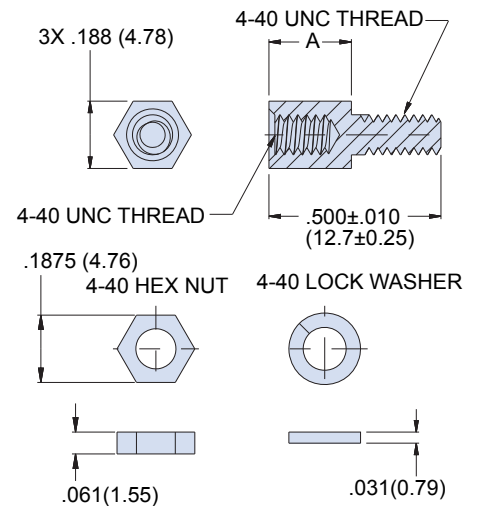
Jackpost kits for panel mounting of HiPer-D® cable connectors. 289-015 jackposts fit HiPer-D® cable connectors 280-018P, 280-019S, 280-046P and 280-047S. For front-mounted and cable-mounted connectors, use 289-015-A. For rear panel mounted connectors, choose the correct jackpost based on panel thickness. #4-40 UNC 2B threads. One kit consists of (2) jackposts, (2) hex nuts and (2) split lockwashers. 300 series stainless steel, passivated.



289-015

Hiper-D Jackpost Kits for Cable Connectors				
Panel Thickness		Part Number	A	
In.	mm.		In.	mm.
(none)	(none)	289-015-A	.250	6.35
.031	0.79	289-015-B	.219	5.56
.047	1.19	289-015-C	.203	5.16
.062	1.57	289-015-D	.188	4.78
.093 ⁽¹⁾	2.36 ⁽¹⁾	289-015-D	.188	4.78
.125 ⁽¹⁾	3.18 ⁽¹⁾	289-015-D	.188	4.78


Note (1) Panels thicker than .062 (1.57) must be counter-bored.



289-016 JACKPOST KIT FOR LOW PROFILE PCB CONNECTORS

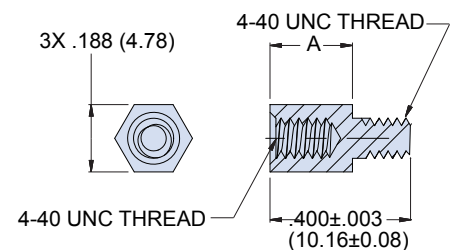
Stainless steel jackposts for panel mounting of low profile HiPer-D® PCB connectors. For freestanding connectors, use 289-016-A. For rear panel mounted connectors, choose the correct jackpost based on panel thickness. #4-40 UNC 2B threads. 300 series stainless steel, passivated. One kit consists of (2) jackposts. Install into connector flange with threadlocking compound (not supplied).

289-016



Hiper-D Jackpost Kits for PCB Connectors				
Panel Thickness		Part Number	A	
In.	mm.		In.	mm.
(none)	(none)	289-016-A	.250	6.35
.031	0.79	289-016-B	.219	5.56
.047	1.19	289-016-C	.203	5.16
.062	1.57	289-016-D	.188	4.78
.093 ⁽¹⁾	2.36 ⁽¹⁾	289-016-D	.188	4.78
.125 ⁽¹⁾	3.18 ⁽¹⁾	289-016-D	.188	4.78

Note (1) Panels thicker than .062 (1.57) must be counter-bored.



Mouser Electronics

Authorized Distributor

Click to View Pricing, Inventory, Delivery & Lifecycle Information:

[Glenair:](#)

[289-015-D](#) [289-015-A](#) [289-016-D](#) [289-016-A](#)