

17 2 GB



Pushing Performance

HARTING Han-Quick Lock®



People | Power | Partnership

Transforming customer wishes into concrete solutions



The HARTING Technology Group is skilled in the fields of electrical, electronic and optical connection, transmission and networking, as well as in manufacturing, mechatronics and software creation. The Group uses these skills to develop customized solutions and products such as connectors for energy and data transmission applications including, for example, mechanical engineering, rail technology, a wind energy plants, factory automation and the telecommunications sector. In addition, HARTING also produces electro-magnetic components for the automobile industry and offers solutions in the field of Enclosures and Shop Systems. The HARTING Group currently comprises 36 subsidiary companies and worldwide distributors employing a total of more than 3,400 staff.

We aspire to top performance.

Connectors ensure functionality. As core elements of electrical and optical wiring, connection and infrastructure technologies, they are essential in enabling the modular construction of devices, machines and systems across a very wide range of industrial applications. Their reliability is a crucial factor guaranteeing smooth functioning in the manufacturing area, in telecommunications, applications in medical technology – in fact, connectors are at work in virtually every conceivable application area. Thanks to the consistent further development of our technologies, customers enjoy investment security and benefit from durable, long term functionality.

Always at hand, wherever our customers may be.

Increasing industrialization is creating growing markets characterized by widely diverging demands and requirements. The search for perfection, increasingly efficient processes and reliable technologies is a common factor in all sectors across the globe.

HARTING is providing these technologies – in Europe, America and Asia. The **HARTING** professionals at our international subsidiaries engage in close, partnership based interaction with our customers, right from the very early product development phases, in order to realize customer demands and requirements in the best possible manner.

Our people on location form the interface to the centrally coordinated development and production departments. In this way, our customers can rely on consistently high, superior product quality – worldwide.

Our claim: Pushing Performance.

HARTING provides more than optimally attuned components. In order to serve our customers with the best possible solutions, **HARTING** is able to contribute a great deal more and play a closely integrative role in the value creation process.

From ready assembled cables through to control racks or ready-to-go control desks: Our aim is to generate the maximum benefits for our customers – without compromise!

Quality creates reliability – and warrants trust.

The **HARTING** brand stands for superior quality and reliability – worldwide. The standards we set are the result of consistent, stringent quality management that is subject to regular certifications and audits.

EN ISO 9001, the EU Eco-Audit and ISO 14001:2004 are key elements here. We take a proactive stance to new requirements, which is why **HARTING** ranks among the first companies worldwide to have obtained the new IRIS quality certificate for rail vehicles.



HARTING technology creates added value for customers.

Technologies by HARTING are at work worldwide. HARTING's presence stands for smoothly functioning systems, powered by intelligent connectors, smart infrastructure solutions and mature network systems. In the course of many years of close, trust-based cooperation with its customers, the HARTING Technology Group has advanced to one of the worldwide leading specialists for connector technology. Extending beyond the basic functionalities demanded, we offer individual customers specific and innovative solutions. These tailored solutions deliver sustained effects, provide investment security and enable customers to achieve strong added value.

Opting for HARTING opens up an innovative, complex world of concepts and ideas.

In order to develop connectivity and network solutions serving an exceptionally wide range of connector applications and task scopes in a professional and cost optimized manner, HARTING not only commands the full array of conventional tools and basic technologies. Over and beyond these capabilities, HARTING is constantly harnessing and refining its broad base of knowledge and experience to create new solutions that ensure continuity at the same time. In securing this know-how lead, HARTING draws on a wealth of sources from both in-house research and the world of applications alike.

Salient examples of these sources of innovative knowledge include microstructure technologies, 3D design and construction technology, as well as high temperature or ultrahigh frequency applications that are finding use in telecommunications or automation networks, in the automotive industry, or in industrial sensor and actuator applications, RFID and wireless technologies, in addition

to packaging and housing made of plastics, aluminum or stainless steel.

HARTING solutions extend across technology boundaries.

Drawing on the comprehensive resources of the group's technology pool, HARTING devises practical solutions for its customers. Whether this involves industrial networks for manufacturing automation, or hybrid interface solutions for wireless telecommunication infrastructures, 3D circuit carriers with microstructures, or cable assemblies for high-temperature applications in the automotive industry – HARTING technologies offer far more than components, and represent mature, comprehensive solutions attuned to individual customer requirements and wishes. The range covers ready-to-use cable configurations, completely assembled backplanes and board system carriers, as well as fully wired and tested control panels.

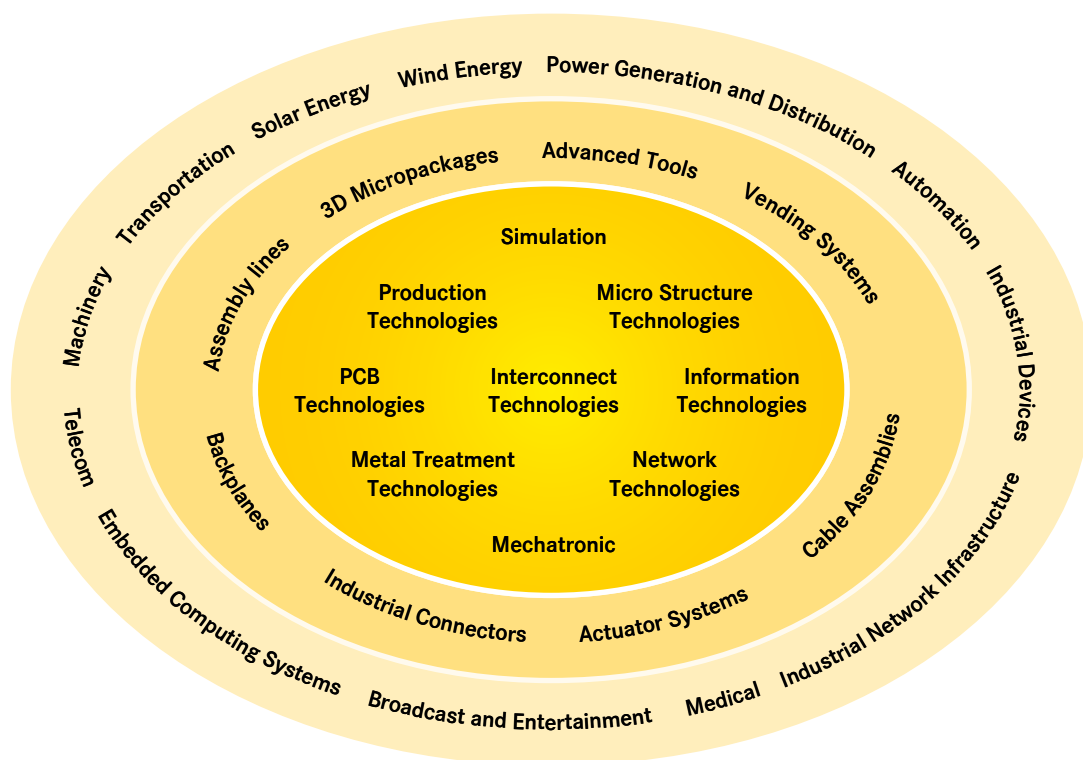
In order to ensure the future proof design of RF- and EMC-compatible interface solutions, the central HARTING laboratory (certified to EN 45001) provides simulation tools, as well as experimental, testing and diagnostics facilities all the way through to scanning electron microscopes. In the selection of materials and processes, lifecycle and environmental aspects play a key role, in addition to product and process capability considerations.



HARTING knowledge is practical know-how generating synergy effects.

HARTING commands decades of experience with regard to the applications conditions of connectors in telecommunications, computer and network technologies and medical technologies, as well as industrial automation technologies, such as the mechanical engineering and plant engineering areas, in addition to the power generation industry or the transportation sector. HARTING is highly conversant with the specific application areas in all of these technology fields.

The key focus is on applications in every solution approach. In this context, uncompromising, superior quality is our hallmark. Every new solution found will invariably flow back into the HARTING technology pool, thereby enriching our resources. And every new solution we go on to create will draw on this wealth of resources in order to optimize each and every individual solution. In this way, HARTING is synergy in action.



Field of application

HARTING Industrial Connectors are applicable in a wide variety of electronic and electrical applications. The degree of protection of all hoods and housings is in accordance with International Standard IEC 60 529, EN 60 529.

- Power Utilities
- Robotics
- Chemical Plants
- Machine Tool Controls
- Injection Moulding
- Industrial Instrumentation
- Conveyor Equipment
- Cabinet builders
- and many more.



Certified according to EN ISO 9001
in design/development, production,
installation and servicing

Specifications:

DIN EN 60 664-1
Table concerning clearance and creepage distances

DIN EN 61 984
Connectors and plug devices

Note:

Connectors should not be coupled and decoupled under electrical load. Connectors of the same or different series being mounted side by side may be protected against incorrect mating by the use of coding options.

General information:

It is the user's responsibility to check whether the components illustrated in this catalogue comply with different regulations from those stated in special fields of application which we are unable to foresee.

We reserve the right to modify designs in order to improve quality, keep pace with technological advancement or meet particular requirements in production.

No part of this catalogue may be reproduced in any form (print, photocopy, microfilm or any other process) or processed, duplicated or distributed by means of electronic systems without the prior written consent of HARTING Electric GmbH & Co. KG, Espelkamp. We are bound by the German version only.

Contents

Page

Description of the Han-Quick Lock® system 8

Technical characteristics Han-Quick Lock® 12

Han® 3 A Quick Lock 14

Han® 4 A Quick Lock 16

Han® Q 4/2 Axial screw with Quick Lock 18

Han® Q 5/0 Quick Lock 20

Han® Q 8/0 Quick Lock 22

Han® Q 12/0 Quick Lock 24

Han® 3 PushPull Power 4/0 Quick Lock 26

Han® 7 D Quick Lock 28

Han® 8 D Quick Lock 30

Han DD® Quick Lock module 32

Han® EE Quick Lock module 34

Han-Yellock® module Quick Lock 36

Description of the Han-Quick Lock® system

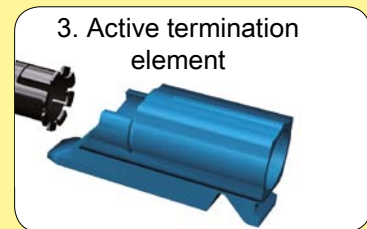

1. Precise technique, so simple as Han-Quick Lock®

This new connection technique from HARTING combines the reliability and the simple operation of the cage clamp connection with the low space requirements of crimp technology.

Han-Quick Lock® is ideally suited to high contact densities and is considerably superior over other connection techniques. No other technology is so simple, space saving and fast. For this vibration safe connection, no special tools are necessary

2. Complete build-up

The Han-Quick Lock® termination consists of three individual components:



Suitable cable types

The termination technology allows to use extra fine wires according to VDE 0295, class 5

The following wires are not suitable:

• solid wires



• stranded wires



• twisted pair wires



Description of the Han-Quick Lock® system

3. Fast, simple and compact!

3.1 Assembly

1. Step:
Removing cable sheath and wire stripping (10 mm). Do not twist conductors..



2. Step:
Insert wire into the Han-Quick Lock® contact chamber.



3. Step:
Push in the active termination element with a screwdriver until it comes to a stop.



4. Step:
Visual inspection - Check if the wire is deep enough in the contact chamber.



5. Step:
Tensile test - Check, whether the wire is in the contact chamber firmly enough..



3.2 Disassembly

1 Step:
Insert a screwdriver into the side slot of the active termination element at an angle and slide this out



2 Step:
Pull the wire out.



Description of the Han-Quick Lock® system

4.0 Active termination element

X-ray of the new Han-Quick Lock® connection showing the method of termination.

Photos showing the combination of wire, cone and spring.



5.0 Advantages of Han-Quick Lock®

Han-Quick Lock® is a new generation of connection technology.

This HARTING patent technique offers a number of advantages which are explained more precisely on the following pages.

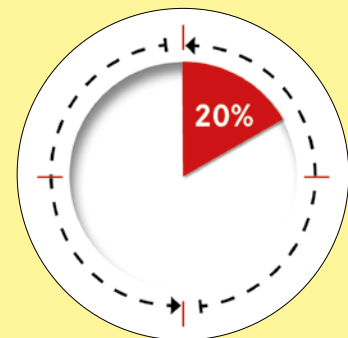
The special features of this connection technology are:

1. Time saving
2. High vibration safety
3. High wire pull out forces
4. Low contact resistance



5.1 Time saving

With use of Han-Quick Lock® a time saving of more than 20% is achieved against a traditional screw connection technique.



Description of the Han-Quick Lock® system

5.2 Vibration safety

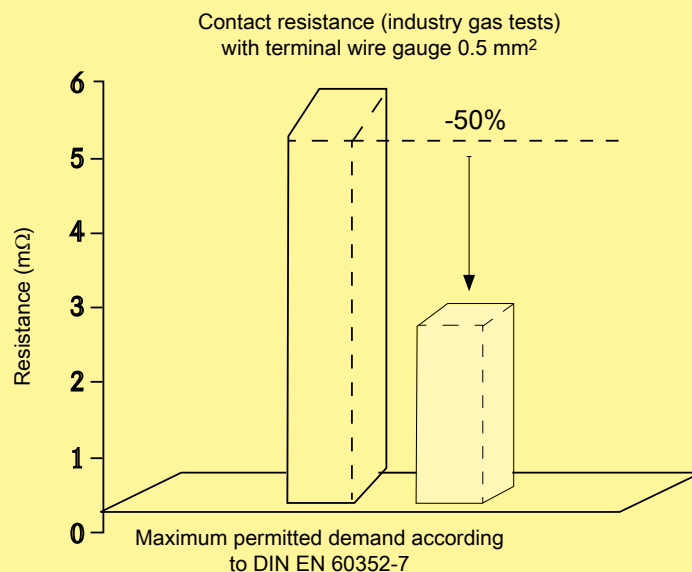
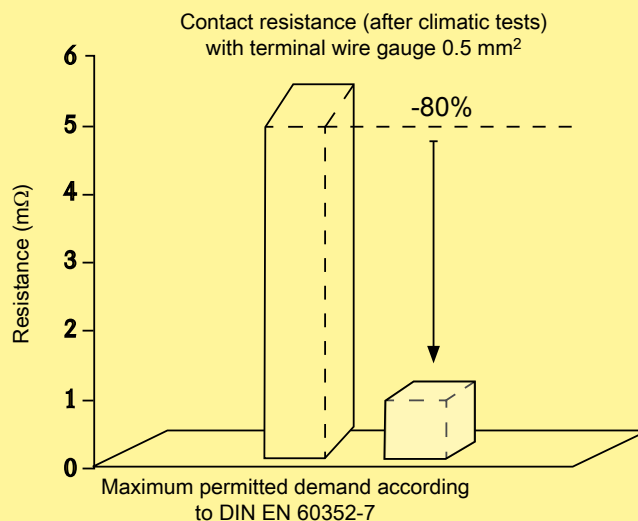
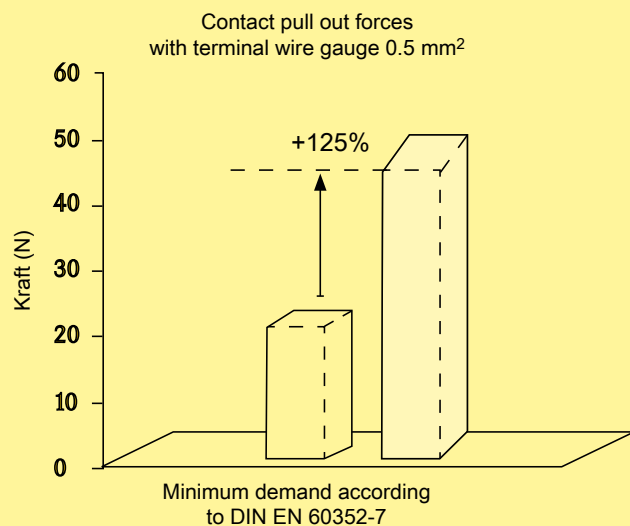
The wires terminated with Han-Quick Lock® fulfil the high requirements (shock and vibration test according to DIN EN 61373) from the transportation market.

5.3 Contact pull out forces

The required minimum demands according to DIN EN 60352-7 are greatly exceeded.

5.4 Contact resistance

Contact resistance Han-Quick Lock® termination achieves considerably lower figures than the permitted values after climate and gas tests according to DIN EN 60352-7.



Features


- Fast, simple and robust termination technique
- Field assembly without a special tool
- Compatible with many approved Han® insert connectors
- Combines high contact density similar to crimp termination with the simple connection like a cage clamp terminal

Technical characteristics

Material:	
Isolation body:	Polycarbonate
Active termination element:	Polycarbonate
Quick-Lock spring:	Stainless steel
Contact:	Copper alloy
<u>Blue slide:</u>	Wire gauge 0.5 ... 2.5 mm ² AWG 20 ... 14
<u>Black slide:</u>	Wire gauge 0.25 ... 1.5 mm ² AWG 23 ... 16
Stripping length:	10 mm
Insulating resistance:	> 10 ¹⁰ Ohm
Flammability :	according to UL 94 V 0
Mech. working life:	≥ 500 mating cycles
Termination tool:	Screwdriver 0.4 x 2.5 mm bzw. 0.5 x 3.0 mm



Han® 3 A Quick Lock



Han® 4 A Quick Lock



Han® Q 4/2 Axial screw with Quick Lock



Han® Q 5/0 Quick Lock



Han® Q 8/0 Quick Lock



Han® Q 12/0 Quick Lock




Han® 3 PushPull Power 4/0 Quick Lock




Han® 7 D Quick Lock



Han® 8 D Quick Lock



Han DD® Quick Lock



Han® EE Quick Lock



Han-Yellock® Quick Lock

Further components you can find in our HARTING Industrial Connectors Han® catalogue



Features

- Extended colour coded termination ranges
- Han-Quick Lock[®] quick termination technology
- Field assembly without special tool
- Compatible with standard Han[®] 3 A inserts
- Reduced assembly times
- Fully compatible with the metal and plastic housings of the Han[®] 3 A series

Technical characteristics

Degree of protection	IP 65 / IP 67
Number of contacts	3 + PE
Electrical data according to DIN EN 61 984	10 A 230/400 V 4 kV 3
Working current	10 A
Working voltage conductor-ground	230 V
Working voltage conductor-conductor	400 V
Rated impulse voltage	4 kV
Pollution degree	3
Termination	Han-Quick Lock [®]
<u>blue slide</u>	
Terminal wire gauge	0.5 ... 2.5 mm ² (AWG 20 - 14)
max. Insulation diameter	3.6 mm
<u>black slide</u>	
Terminal wire gauge	0.25 ... 1.5 mm ² (AWG 23 - 16)
max. Insulation diameter	3.0 mm
Insulation resistance	≥ 10 ¹⁰ Ohm
Material	Polycarbonate
Flammability according to UL 94	V 0
Mechanical working life	≥ 500 mating cycles

Number of contacts

3 +



Identification	Part number		Drawing	Dimensions in mm
	Male insert (M)	Female insert (F)		
<p>Quick Lock termination</p>				
0.5 ... 2.5 mm ²	09 20 003 2633	09 20 003 2733		
0.25 ... 1.5 mm ²	09 20 003 2634	09 20 003 2734		<p>Contact arrangement view from termination side</p>



Features

- Extended colour coded termination ranges
- Han-Quick Lock[®] quick termination technology
- Field assembly without special tool
- Compatible with standard Han[®] 4 A inserts
- Reduced assembly times
- Fully compatible with the metal and plastic housings of the Han[®] 3 A series

Technical characteristics

Degree of protection	IP 65 / IP 67
Number of contacts	4 + PE
Electrical data according to DIN EN 61 984	10 A 230 / 400 V 4 kV 3
Working current	10 A
Working voltage conductor-ground	230 V
Working voltage conductor-conductor	400 V
Rated impulse voltage	4 kV
Pollution degree	3
Pollution degree also	0 A 320 / 500 V 4 kV 2
Termination	Han-Quick Lock [®]
<u>blue slide</u>	
Terminal wire gauge	0.5 ... 2.5 mm ² (AWG 20 - 14)
max. Insulation diameter	3.6 mm
<u>black slide</u>	
Terminal wire gauge	0.25 ... 1.5 mm ² (AWG 23 - 16)
max. Insulation diameter	3.0 mm
Insulation resistance	≥ 10 ¹⁰ Ohm
Material	Polycarbonate
Flammability according to UL 94	V 0
Mechanical working life	≥ 500 mating cycles

Number of contacts

4 +



Identification	Part number		Drawing	Dimensions in mm
	Male insert (M)	Female insert (F)		
<p>Quick Lock termination</p>				
0.5 ... 2.5 mm ²	09 20 004 2633	09 20 004 2733	<p>Contact arrangement view from termination side</p>	
0.25 ... 1.5 mm ²	09 20 004 2634	09 20 004 2734		



Features

- Field assembly without special tools
- Compatible with Han® Q 4/2 standard inserts with crimp terminations
- Reduced wiring times
- Inserts suitable for standard plastic and metal hoods/housings with additional PE contact from the Han-Compact® size
- Space-saving and compact design
- With or without Han-Quick Lock® signal contacts as an option

Attention

- For termination please use only hexagonal screw driver with wrench size SW 2.
- If PE contact is not used:
Please screw the PE contact maximal on both sides clockwise with a hexagonal screwdriver, wrench size SW 2.

Technical characteristics

Degree of protection	IP 65 / IP 67
Number of contacts	4/2 + PE
Electrical data acc. to DIN EN 61 984	

<u>Power area</u>	40 A 400/690 V 6 kV 3
Rated current	40 A
Rated voltage conductor - ground	400 V
Rated voltage conductor - conductor	690 V
Rated impulse voltage	6 kV
Pollution degree	3
Termination Powerarea	Axial scew terminal

<u>Signal area</u>	10 A 250 V 4 kV 3
Rated current	10 A
Rated voltage	250 V
Rated impulse voltage	4 kV
Pollution degree	3
Termination Signalarea	Han-Quick Lock®

black slide

Terminal wire gauge	0.25 ... 1.5 mm ² (AWG 23 - 16)
max. Insulation diameter	3.0 mm

Insulation resistance	≥ 10 ¹⁰ Ω
Material insert	Polycarbonate
Flammability acc. to UL 94	V 0
Mechanical working life	≥ 500 mating cycles

Number of contacts

4/2 +



Inserts with axial screw termination
Signal contacts with Han-Quick Lock® termination

Identification	Part number		Drawing	Dimensions in mm
	Male insert (M)	Female insert (F)		
Han® Q 4/2 Quick Lock 	09 12 006 2663	09 12 006 2763		
			contact arrangement view termination side	



Features

- Extended colour coded termination ranges
- Han-Quick Lock® quick termination technology
- Field assembly without special tool
- Compatible with Han® Q 5/0 inserts
- Reduced assembly times
- Fully compatible with the metal and plastic housings of the Han® 3 A series

Technical characteristics

Degree of protection	IP 65 / IP 67
Number of contacts	5 + PE
Electrical data according to DIN EN 61 984	16 A 230/400 V 4 kV 3
Working current	16 A
Working voltage conductor-ground	230 V
Working voltage conductor-conductor	400 V
Rated impulse voltage	4 kV
Pollution degree	3
Pollution degree 2 also	16 A 320/500 V 4 kV 2
Termination	Han-Quick Lock®
<u>blue slide</u>	
Terminal wire gauge	0.5 ... 2.5 mm ² (AWG 20 - 14)
max. Insulation diameter	3.6 mm
<u>black slide</u>	
Terminal wire gauge	0.25 ... 1.5 mm ² (AWG 23 - 16)
max. Insulation diameter	3.0 mm
Insulation resistance	≥ 10 ¹⁰ Ohm
Material	Polycarbonate
Flammability according to UL 94	V 0
Mechanical working life	≥ 500 mating cycles

Number of contacts

5 +



Identification	Part number		Drawing	Dimensions in mm
	Male insert (M)	Female insert (F)		
<p>Quick Lock termination</p>				
0.5 ... 2.5 mm ²	09 12 005 2633	09 12 005 2733		
0.25 ... 1.5 mm ²	09 12 005 2634	09 12 005 2734		




Features

- Extended colour coded termination ranges
- Han-Quick Lock® quick termination technology
- Field assembly without special tool
- Compatible with Han® Q 8/0 inserts
- Reduced assembly times
- Inserts suitable for standard plastic and metal hoods/housings with additional PE contact from the Han-Compact® size
- Space-saving and compact design
- Leading protective ground contact

Technical characteristics

Number of contacts	8 + PE
Electrical data according to DIN EN 61 984	16 A 500 V 6 kV 3
Working current	16 A
Working voltage	500 V
Rated impulse voltage	6 kV
Pollution degree	3
Pollution degree 2 also	16 A 400 / 690 V 6 kV 2
Termination	Han-Quick Lock®
<u>blue slide</u>	
Terminal wire gauge	0.5 ... 2.5 mm ² (AWG 20 - 14)
max. Insulation diameter	3.6 mm
<u>black slide</u>	
Terminal wire gauge	0.25 ... 1.5 mm ² (AWG 23 - 16)
max. Insulation diameter	3.0 mm
Insulation resistance	≥ 10 ¹⁰ Ohm
Material	Polycarbonate
Flammability according to UL 94	V 0
Mechanical working life	≥ 500 mating cycles

Number of contacts

8 + 



Identification	Part number		Drawing	Dimensions in mm
	Male insert (M)	Female insert (F)		

Quick Lock termination



0.5 ... 2.5 mm²

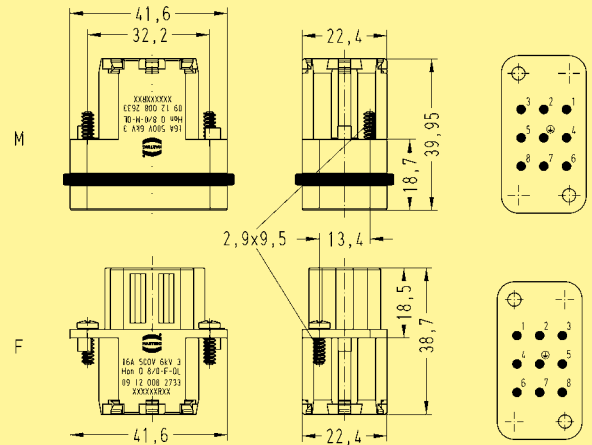
09 12 008 2633

09 12 008 2733

0.25 ... 1.5 mm²

09 12 008 2634

09 12 008 2734



Contact arrangement view from termination side



Features


- Extended colour coded termination ranges
- PE-contact with Han-Quick Lock® quick termination technology
- 16x coding possibilities without loss of a contact place
- Fully compatible with the metal and plastic housings of the Han® 3 A series
- 12 contact chambers for the contacts of the series Han D® with crimp termination

Technical characteristics

Number of contacts	12 + PE
Electrical data according to DIN EN 61 984	10 A 400 V 6 kV 3
Working current	10 A
Working voltage	400 V
Rated impulse voltage	6 kV
Pollution degree	3
Pollution degree 2 also	10 A 400 / 690 V 6 kV 2
Termination PE contact	Han-Quick Lock®
<u>blue slide</u>	
Terminal wire gauge	0.5 ... 2.5 mm ² (AWG 20 - 14)
max. Insulation diameter	3.6 mm
<u>black slide</u>	
Terminal wire gauge	0.25 ... 1.5 mm ² (AWG 23 - 16)
max. Insulation diameter	3.0 mm
Insulation resistance	≥ 10 ¹⁰ Ohm
Material	Polycarbonate
Flammability according to UL 94	V 0
Mechanical working life	≥ 500 mating cycles

Number of contacts

12 +



Identification	Part number		Drawing	Dimensions in mm
	Male insert (M)	Female insert (F)		
<p>Quick Lock termination</p>				
0.5 ... 2.5 mm ²	09 12 012 3001	09 12 012 3101		
0.25 ... 1.5 mm ²	09 12 012 3004	09 12 012 3104		<p>Contact arrangement view from termination side</p>



Features

- HARTING PushPull Technologie
- Compact, space-saving design
- Finger protection
- 4 times coding without contact loss
- Panel feed-through: male
- Cable side: female

Technical characteristics

Locking device	PushPull-Technologie acc. to IEC 61 076-3-118
Degree of protection	IP 65 / IP 67
Number of contacts	4 + PE
Electrical data according to DIN EN 61 984	16 A 690 V 4 kV 3
Cable diameter	
metal version	4 ... 11 mm
plastic version	9 ... 13 mm (0.5 ... 2.5 mm ²) 6.5 ... 9.5 mm (0.25 ... 1.5 mm ²)
Termination	Han-Quick Lock®
Flammability acc. to UL 94	V 0
Mating cycles	min. 500
Temperature range	-40 °C ... +170 °C
<u>blue slide</u>	
Terminal wire gauge	0.5 ... 2.5 mm ² (AWG 20 - 14)
max. Insulation diameter	3.6 mm
<u>black slide</u>	
Terminal wire gauge	0.25 ... 1.5 mm ² (AWG 23 - 16)
max. Insulation diameter	3.0 mm
Housing material	Zinc diecast (nickel plated), Plastic, black

Number of contacts

4 +

Identification	Part number		Drawing	Dimensions in mm
	Male insert (M)	Female insert (F)		
<p>0.5 ... 2.5 mm² 0.25 ... 1.5 mm²</p>	<p>09 35 232 0401 09 35 234 0401</p>		<p>SW 20 ca. 71,5 30 22,5</p>	
<p>0.5 ... 2.5 mm² 0.25 ... 1.5 mm²</p>	<p>09 35 232 0311 09 35 234 0311</p>		<p>148,9 2x M3 4x Maxi R1,25 22,8±0,1 19,2±0,1 31±0,1 Thickness panel: 1mm to 6mm MS screwing torque: 0.3 to 0.5 N.m. V14 metal rectangular housing POWER adapter Male insert OL Flat seal 122,7 142 MATING FACE according to IEC 61076-3-118</p>	
<p>0.5 ... 2.5 mm² 0.25 ... 1.5 mm²</p>	<p>09 35 232 0423 09 35 234 0421</p>		<p>SW24 ca. 70,5 26,7 22 ø26,5</p>	
<p>0.5 ... 2.5 mm² 0.25 ... 4.5 mm²</p>	<p>09 35 232 0331 09 35 234 0331</p>		<p>149,1 V14 plastic rectangular housing Male insert OL Flat seal 122,2 142 PANEL CUT: 2x M3 4x Maxi R1,25 22,8±0,1 19,2±0,1 33±0,1 Thickness panel: 1mm to 6mm MATING FACE according to IEC 61076-3-118</p>	
<p>Kodierelement - je 10 Stifte für Stift-/ Buchseinsatz</p>	<p>09 35 000 6190</p>		<p>Male</p> <p>Female</p> <p>2,2 2,2 9 2,2 3,2 12,2</p>	



Features

- Colour coded termination ranges
- Han-Quick Lock[®] quick termination technology
- Field assembly without special tools
- Compatible with Han[®] 7 D standard inserts with crimp terminals
- Reduced wiring times
- Insert suitable for plastic hoods and housings using the Han[®] 3 A size
- Space-saving and compact design
- Leading protective ground contact

Technical characteristics

Number of contacts	7 + PE
Electrical data	
acc. to EN 61 984	10 A 250 V 4 kV 3
Rated current	10 A
Rated voltage	250 V
Rated impulse voltage	4 kV
Pollution degree	3
Pollution degree 2 also	10A 230/400 V 4 kV 2
Termination	Han-Quick Lock [®]
black slide	
Terminal wire gauge	0.25 ... 1.5 mm ² (AWG 23 - 16)
max. Insulation diameter	3.0 mm
Insulation resistance	≥ 10 ¹⁰ Ω
Material	polycarbonate
Limiting temperatures	-40 °C ... +125 °C
Flammability acc. to UL 94	V 0
Mechanical working life	≥ 500 mating cycles

Number of contacts

7 +



Identification	Part number		Drawing	Dimensions in mm
	Male insert (M)	Female insert (F)		
<p>Quick Lock termination</p>	<p>09 21 007 2632</p>	<p>09 21 007 2732</p>		<p>Contact arrangement view from termination side</p>



Features

- Colour coded termination ranges
- Han-Quick Lock[®] quick termination technology
- Field assembly without special tools
- Compatible with Han[®] 8 D standard inserts with crimp terminals
- Reduced wiring times
- Insert suitable for metal hoods and housings using the Han[®] 3 A size
- Space-saving and compact design
- Leading protective ground contact

Technical characteristics

Number of contacts	8
Electrical data	
acc. to EN 61 984	10 A ~50 V/-120 V 4 kV 3
Rated current	10 A
Rated voltage	~50 V / -120 V
Rated impulse voltage	4 kV
Pollution degree	3
Termination	Han-Quick Lock [®]


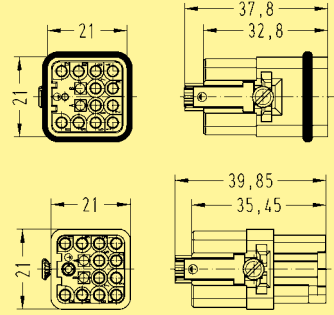
black slide

Terminal wire gauge	0.25 ... 1.5 mm ² (AWG 23 - 16)
max. Insulation diameter	3.0 mm
Insulation resistance	≥ 10 ¹⁰ Ω
Material	polycarbonate
Limiting temperatures	-40 °C ... +125 °C
Flammability acc. to UL 94	V 0
Mechanical working life	≥ 500 mating cycles

Number of contacts

8



Identification	Part number		Drawing	Dimensions in mm
	Male insert (M)	Female insert (F)		
<p>Quick Lock termination</p> 	<p>09 36 008 2632</p>	<p>09 36 008 2732</p>		
			<p>Contact arrangement view from termination side</p>	



Features

- Colour coded termination ranges
- Innovative Han-Quick Lock[®] termination technology
- Field assembly without special tools
- Mating compatible with standard Han[®] DD module with crimp terminal
- Reduced wiring times

Technical characteristics


Number of contacts	12
Electrical data	
acc. to EN 61 984	10 A 250 V 4 kV 3
Rated current	10 A
Rated voltage	250 V
Rated impulse voltage	4 kV
Pollution degree	3
Material	copper alloy
Surface	
- hard-silver plated	3 µm Ag
Contact resistance	≤ 3 mΩ
Termination	Han-Quick Lock [®]


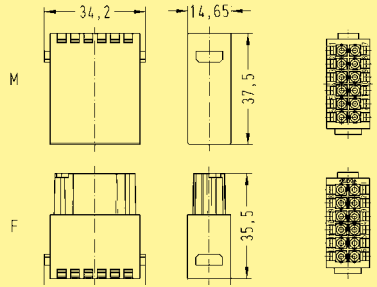
black slide

Terminal wire gauge	0.25 ... 1.5 mm ² (AWG 23 - 16)
max. Insulation diameter	3.0 mm
Insulation resistance	≥ 10 ¹⁰ Ω
Material	polycarbonate
Limiting temperatures	-40 °C ... +125 °C
Flammability acc. to UL 94	V 0
Mechanical working life	≥ 500 mating cycles

Number of contacts

12



Identification	Part number		Drawing	Dimensions in mm
	Male insert (M)	Female insert (F)		
<p>Quick Lock termination</p> 	<p>09 14 012 2632</p>	<p>09 14 012 2732</p>		<p>Contact arrangement view from termination side</p>



Features


- Extended colour coded termination ranges
- Innovative Han-Quick Lock® termination technology
- Field assembly without special tools
- Compatible to Han® EE module with crimp terminal
- Reduced wiring times


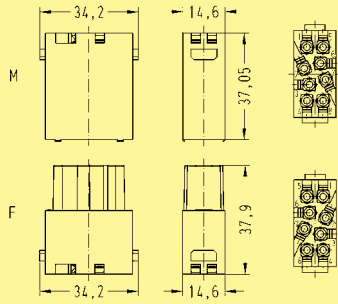
Technical characteristics

Number of contacts	8
Electrical data	
acc. to EN 61 984	16 A 400 V 6 kV 3
Rated current	16 A
Rated voltage	400 V
Rated impulse voltage	6 kV
Pollution degree	3
Material	copper alloy
Surface	
- hard-silver plated	3 µm Ag
Contact resistance	≤ 1 mΩ
Termination	Han-Quick Lock®
<u>blue slide</u>	
Terminal wire gauge	0.5 ... 2.5 mm ² (AWG 20 - 14)
max. Insulation diameter	3.6 mm
<u>black slide</u>	
Terminal wire gauge	0.25 ... 1.5 mm ² (AWG 23 - 16)
max. Insulation diameter	3.0 mm
Insulation resistance	≥ 10 ¹⁰ Ω
Material	polycarbonate
Limiting temperatures	-40 °C ... +125 °C
Flammability acc. to UL 94	V 0
Mechanical working life	≥ 500 mating cycles

Number of contacts

8



Identification	Part number		Drawing	Dimensions in mm
	Male insert (M)	Female insert (F)		
Quick Lock termination 				
0.5 ... 2.5 mm ²	09 14 008 2633	09 14 008 2733	 <p>Contact arrangement view from termination side</p>	
0.25 ... 1.5 mm ²	09 14 008 2634	09 14 008 2734		

Features

- Extended colour coded termination ranges
- Snap-in assembly from mating side and from termination side
- Bus bar within bridge attachments
- Finger safe design
- Fast and tool-less assembly
- Compatible to Han-Yellock® crimp modules

Technical Characteristics

Number of contacts	5
Electrical data	
acc. to DIN EN 61 984	20 A 500 V 6 kV 3
Rated current	20 A
Rated voltage	500 V
Rated impulse voltage	6 kV
Pollution degree	3
Pollution degree 2 also	20 A 690 V 8 kV 2
Material	copper alloy
Surface	
- hart-silver plated	3 µm Ag
Contact resistance	≤ 2 mΩ
Termination	Han-Quick Lock®
<u>blue slide</u>	
Terminal wire gauge	0.5 ... 2.5 mm ² (AWG 20 - 14)
max. Insulation diameter	3.6 mm
<u>black slide</u>	
Terminal wire gauge	0.25 ... 1.5 mm ² (AWG 23 - 16)
max. Insulation diameter	3.0 mm
Insulation resistance	≥ 10 ¹⁰ Ω
Material	polycarbonate
Limiting temperatures	-40 °C ... +125 °C
Flammability acc. to UL 94	V 0
Mechanical working life	≥ 500 mating cycles

Number of contacts

5



Identification

Part-Number

Drawing

Dimensions in mm

Han-Yellok® module
with Quick-Lock termination

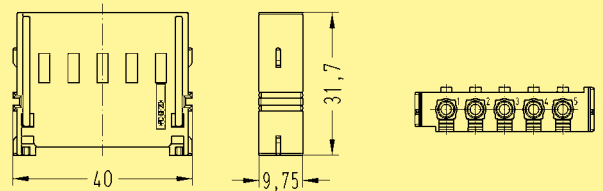



0.5 ... 2.5 mm²

11 05 105 2633

0.25 ... 1.5 mm²

11 05 105 2634






You can find the **HARTING eCatalogue** at www.HARTING.com.

The **HARTING eCatalogue** is an electronic catalogue with a product configurator. Here you can choose a connector according to your requirements. Afterwards you are able to send your inquiry directly to a HARTING sales partner. The drawings to every single part are available in PDF format. The parts are downloadable in 2D format (DXF) and 3D format (IGES, STEP). The 3D models can be viewed with a VRML-viewer.

Product configurator

Smart Network Infrastructure



INTELLIGENT NETWORK SOLUTIONS

With its product series Ha-VIS, HARTING offers a consistent range of Ethernet network components and cabling products, which from the communication platform of convergent

automation IT networks. Under Ha-VIS HARTING offers fully integrated RFID solutions.

Installation Technology




INDUSTRIAL CONNECTORS Han®

This catalogue documents the worldwide standard for industrial connectors. Han® connectors represent the preferential solution in the cable-to-cable interconnection of data, signal and power applications operating

under the most demanding conditions and meeting stringent requirements with regard to safe and detachable electrical connections with high degree of protection IP 65 / IP 67. Installations making use of Han® connectors impress with their rugged design, convenient handling and modularity of data, signal and power connections. Han® connectors represent the worldwide standard in industry, railway technology, as well as in power generation and

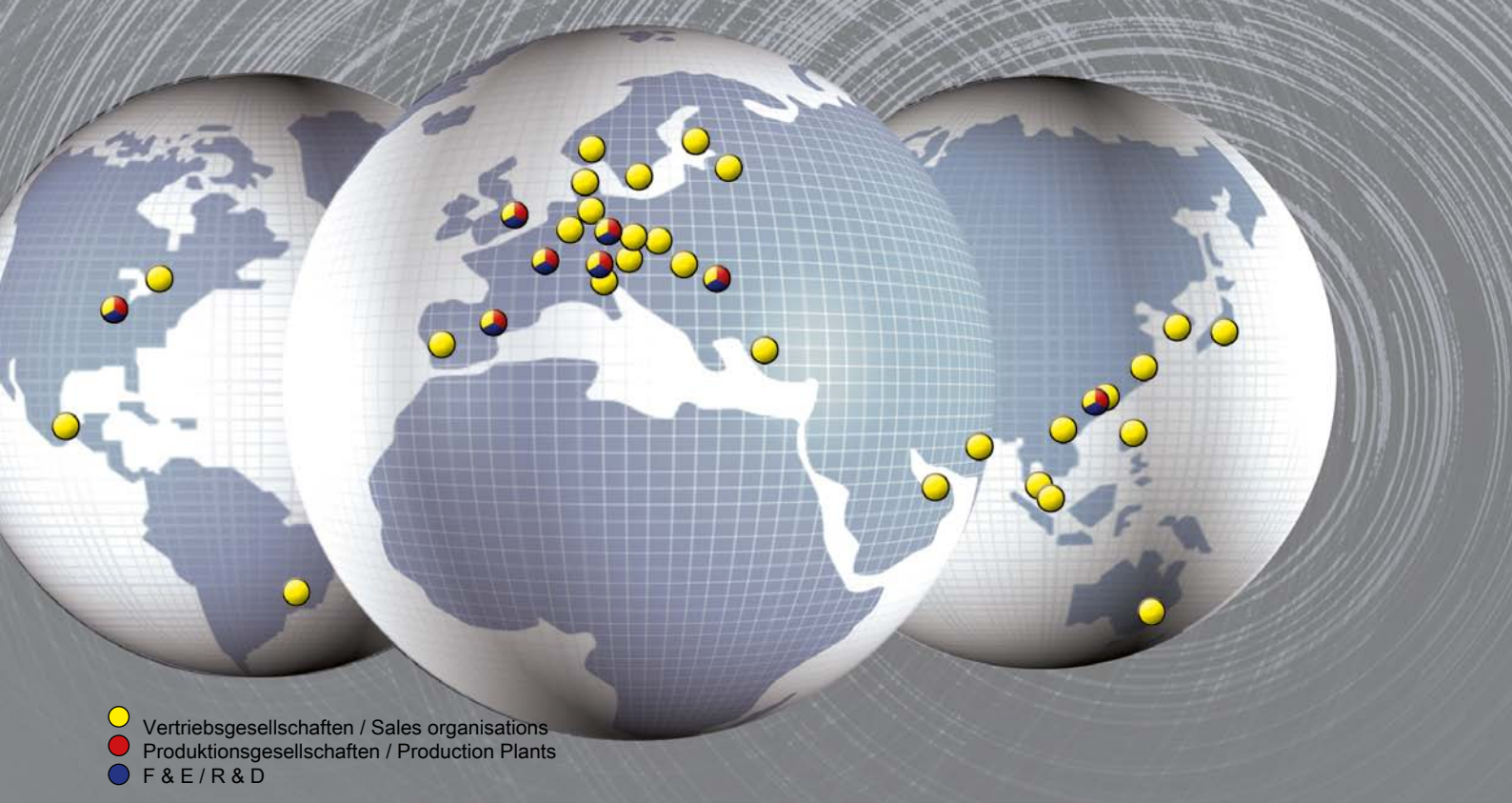
Device Connectivity



DEVICE CONNECTIVITY

The Device Connectivity catalogue provides a universal, innovative product portfolio of PCB connections and of termination technology. The product range comprises board-to-board and cable-to-board connectors for industrial electronic devices with

degree of protection IP 20 to IP 65 / IP 67. These HARTING solutions offer appropriate device connectivity for a wide range of devices, ranging from sensors to industrial computers and their respective data, signal and power interfaces.



- Vertriebsgesellschaften / Sales organisations
- Produktionsgesellschaften / Production Plants
- F & E / R & D

Sales Network – worldwide



Albania

see Eastern Europe

Argentina

Condelectric S.A.
Hipólito Yrigoyen 2591, 1640 - Martínez
Buenos Aires – Argentina
Phone +54 11 4836 1053
Fax +54 11 4836 1053
comercial@condelectric.com.ar

Armenia

see Eastern Europe

Australia

HARTING Pty Ltd
Suite 11 / 2 Enterprise Drive
Bundoora 3083, AUS-Victoria
Phone +61 3 9466 7088
Fax +61 3 9466 7099
au@HARTING.com
www.HARTING.com.au

Austria

HARTING Ges.m.b.H.
Deutschstraße 19, A-1230 Wien
Phone +431 6162121
Fax +431 6162121-21
at@HARTING.com
www.HARTING.at

Azerbaijan

see Eastern Europe

Bahrain

see United Arab Emirates

Belarus

see Eastern Europe

Belgium

HARTING N.V./S.A.
Z.3 Doornveld 23, B-1731 Zellik
Phone +32 2 466 0190
Fax +32 2 466 7855
be@HARTING.com
www.HARTING.be

Bosnia and Herzegovina

see Eastern Europe

Brazil

HARTING Ltda.
Rua Major Paladino 128; Prédio 11
CEP 05307-000 São Paulo
SP – Brazil
Phone +55 11 5035 0073
Fax +55 11 5034 4743
br@HARTING.com
www.HARTING.com.br

Brunei

see Singapore

Bulgaria

see Eastern Europe

Canada

HARTING Canada Inc.
8455 Trans-Canada Hwy., Suite 202
St. Laurent, QC, H4S1Z1, Canada
Phone 855-659-6653
Fax 855-659-6654
info.ca@HARTING.com
www.HARTING.ca

China

HARTING Sales (Shanghai) Limited
Room 5403, HK New World Tower
300 Huai Hai Road (M.), Luwan District
Shanghai 200021, China
Phone +86 21 6386 2200
Fax +86 21 6386 8636
cn@HARTING.com
www.HARTING.com.cn

Croatia

see Eastern Europe

Czech Republic

HARTING s.r.o.
Mlýnská 2, CZ-160 00 Praha 6
Phone +420 220 380 460
Fax +420 220 380 461
cz@HARTING.com
www.HARTING.cz

Denmark

HARTING ApS
Hjulmagervej 4a
DK - 7100 Vejle
Phone +45 70 25 00 32
Fax +45 75 80 64 99
dk@HARTING.com
www.HARTING.com

Eastern Europe

HARTING Eastern Europe GmbH
Bamberger Straße 7
D-01187 Dresden
Phone +49 351 4361 760
Fax +49 351 436 1770
Eastern.Europe@HARTING.com
www.HARTING.com

Estonia

see Eastern Europe

Finland

HARTING Oy
Teknobulevardi 3-5
FI-01530 Vantaa
Phone +358 207 291 510
Fax +358 207 291 511
fi@HARTING.com
www.HARTING.fi

France

HARTING France
181 avenue des Nations, Paris Nord 2
BP 66058 Tremblay en France
F-95972 Roissy Charles de Gaulle
Cédex
Phone +33 1 4938 3400
Fax +33 1 4863 2306
fr@HARTING.com
www.HARTING.fr

Germany

HARTING Deutschland GmbH & Co. KG
P.O. Box 2451, D-32381 Minden
Simeons carré 1, D-32427 Minden
Phone +49 571 8896 0
Fax +49 571 8896 282
de@HARTING.com
www.HARTING-Deutschland.de

Georgia

see Eastern Europe

Great Britain

HARTING Ltd., Caswell Road
Brackmills Industrial Estate
GB-Northampton, NN4 7PW
Phone +44 1604 827 500
Fax +44 1604 706 777
gb@HARTING.com
www.HARTING.co.uk

Hong Kong

HARTING (HK) Limited
Regional Office Asia Pacific
3512 Metroplaza Tower 1
223 Hing Fong Road
Kwai Fong, N. T., Hong Kong
Phone +852 2423 7338
Fax +852 2480 4378
ap@HARTING.com
www.HARTING.com.hk

Hungary

HARTING Magyarország Kft.
Fehérvári út 89-95, H-1119 Budapest
Phone +36 1 205 34 64
Fax +36 1 205 34 65
hu@HARTING.com
www.HARTING.hu

Iceland

Smith & Norland, Nóatún 4
IS – 105 Reykjavík
Phone +354 520 3000
Fax +354 520 3011
olaf@sminor.is, www.sminor.is

India

HARTING India Private Limited
No. D, 4th Floor, 'Doshi Towers'
No. 156 Poonamallee High Road
Kilpauk, Chennai 600 010
Tamil Nadu, India
Phone +91 44 435604 15 / 416
Fax +91 44 435604 17
in@HARTING.com
www.HARTING.in

Indonesia

see Malaysia

Israel

COMTEL
Israel Electronic Solutions Ltd.
Bet Hapamon, 20 Hataas st.
P.O.Box 66
Kefar-Saba 44425
Phone +972-9-7677240
Fax +972-9-7677243
sales@comtel.co.il
www.comtel.co.il

Italy

HARTING SpA
Via Dell' Industria 7
I-20090 Vimodrone (Milano)
Phone +39 02 250801
Fax +39 02 2650 597
it@HARTING.com
www.HARTING.it

Japan

HARTING K. K.
Yusen Shin-Yokohama 1 Chome Bldg., 2F
1-7-9, Shin-Yokohama, Kohoku
Yokohama 222-0033 Japan
Phone +81 45 476 3456
Fax +81 45 476 3466
jp@HARTING.com
www.HARTING.co.jp

Jordan

see United Arab Emirates

Kazakhstan

see Eastern Europe

Kirghizia

see Eastern Europe

Korea (South)

HARTING Korea Limited
#308 Yatap Leaders Building
342-1, Yatap-dong, Bundang-gu
Sungnam-City, Kyunggi-do
463-828, Republic of Korea
Phone +82 31 781 4615
Fax +82 31 781 4616
kr@HARTING.com
www.HARTING.co.kr

Kosovo

see Eastern Europe

Kuwait

see United Arab Emirates

Latvia

see Eastern Europe

Lithuania

see Eastern Europe

Macedonia

see Eastern Europe

Malaysia (Office)

HARTING Singapore Pte Ltd
Malaysia Branch
11-02 Menara Amcorp
Jln. Persiaran Barat
46200 PJ, Sel. D. E., Malaysia
Phone +60 3 / 7955 6173
Fax +60 3 / 7955 5126
sg@HARTING.com

Montenegro

see Eastern Europe

Netherlands

HARTING B.V.
Larenweg 44
NL-5234 KA 's-Hertogenbosch
Postbus 3526
NL-5203 DM 's-Hertogenbosch
Phone +31 736 410 404
Fax +31 736 440 699
nl@HARTING.com
www.HARTINGbv.nl

New Zealand

see Australia

Norway

HARTING A/S
Østensjøveien 36, N-0667 Oslo
Phone +47 22 700 555
Fax +47 22 700 570
no@HARTING.com
www.HARTING.no

Oman

see United Arab Emirates

Pakistan

see United Arab Emirates

Philippines

see Malaysia

Poland

HARTING Polska Sp. z o. o.
ul. Kamieńskiego 201-219
PL-51-126 Wrocław
Phone +48 71 352 81 71
Fax +48 71 320 74 44
pl@HARTING.com
www.HARTING.pl

Portugal

HARTING Iberia, S. A.
Avda. Josep Tarradellas 20-30 4º 6a
E-08029 Barcelona
Phone +351 219 673 177
Fax +351 219 678 457
es@HARTING.com
www.HARTING.es/pt

Qatar

see United Arab Emirates

Republic of Moldova

see Eastern Europe

Romania

HARTING Romania SCS
Europa Unita str. 21
550018-Sibiu, Romania
Phone +40 369-102 671
Fax +40 369-102 622
ro@HARTING.com
www.HARTING.com

Russia

HARTING ZAO
Maliy Sampsoniyevsky prospect 2A
194044 Saint Petersburg, Russia
Phone +7 812 327 6477
Fax +7 812 327 6478
ru@HARTING.com
www.HARTING.ru

Saudi Arabia

see United Arab Emirates

Serbia

see Eastern Europe

Singapore

HARTING Singapore Pte Ltd.
25 International Business Park
#04-108 German Centre
Singapore 609916
Phone +65 6225 5285
Fax +65 6225 9947
sg@HARTING.com
www.HARTING.sg

Slovakia

HARTING s.r.o.
Sales office Slovakia
J. Simora 5, SK - 940 52 Nové Zámky
Phone +421 356-493 993
Fax +421 356-402 114
sk@HARTING.com
www.HARTING.sk

Slovenia

see Eastern Europe

South Africa

HellermannTyton Pty Ltd.
Private Bag X158 Rivonia 2128
34 Milky Way Avenue
Linbro Business Park 2065
Johannesburg
Phone +27(0)11879-6600
Fax +27(0)11879-6606
sales.jhb@hellermann.co.za

Spain

HARTING Iberia S.A.
Avda. Josep Tarradellas 20-30 4º 6a
E-08029 Barcelona
Phone +34 93 363 84 75
Fax +34 93 419 95 85
es@HARTING.com
www.HARTING.es

Sweden

HARTING AB
Gustavslundsvägen 141 B 4tr
S-167 51 Bromma
Phone +46 8 445 7171
Fax +46 8 445 7170
se@HARTING.com
www.HARTING.se

Switzerland

HARTING AG
Industriestrasse 26
CH-8604 Volketswil
Phone +41 44 908 20 60
Fax +41 44 908 20 69
ch@HARTING.com
www.HARTING.ch

Taiwan

HARTING Taiwan Ltd.
Room 1, 5/F
495 GuangFu South Road
RC-110 Taipei, Taiwan
Phone +886 2 2758 6177
Fax +886 2 2758 7177
tw@HARTING.com
www.HARTING.com.tw

Tajikistan

see Eastern Europe

Thailand

see Malaysia

Turkey

HARTING TURKEI Elektronik Ltd. Şti.
Barbaros Mah. Dereboyu Cad.
Fesleğen Sok.
Uphill Towers, A-1b Kat:8 D:45
34746 Ataşehir, İstanbul
Phone +90 216 688 81 00
Fax +90 216 688 81 01
tr@HARTING.com
www.HARTING.com.tr

Turkmenistan

see Eastern Europe

Ukraine

see Eastern Europe

United Arab Emirates

HARTING Middle East FZ-LLC
Knowledge Village, Block 2A, Office F72
P.O. Box 454372, Dubai
United Arab Emirates
Phone +971 4 453 9737
Fax +971 4 439 0339
uae@HARTING.com
www.HARTING.ae

USA

HARTING Inc. of North America
1370 Bowes Road
USA-Elgin, Illinois 60123
Phone +1 (877) 741-1500 (toll free)
Fax +1 (866) 278-0307 (Inside Sales)
us@HARTING.com
www.HARTING-USA.com

Uzbekistan

see Eastern Europe

Vietnam

see Singapore

Distributors – worldwide



Farnell:
www.farnell.com

RS Components:
www.rs-components.com

Mouser Electronics:
www.mouser.com

Other countries and general contact



HARTING Electric GmbH & Co. KG
P.O. Box 1473, D-32328 Espelkamp
Phone +49 5772 47-97100
Fax +49 5772 47-495
electric@HARTING.com



Pushing Performance