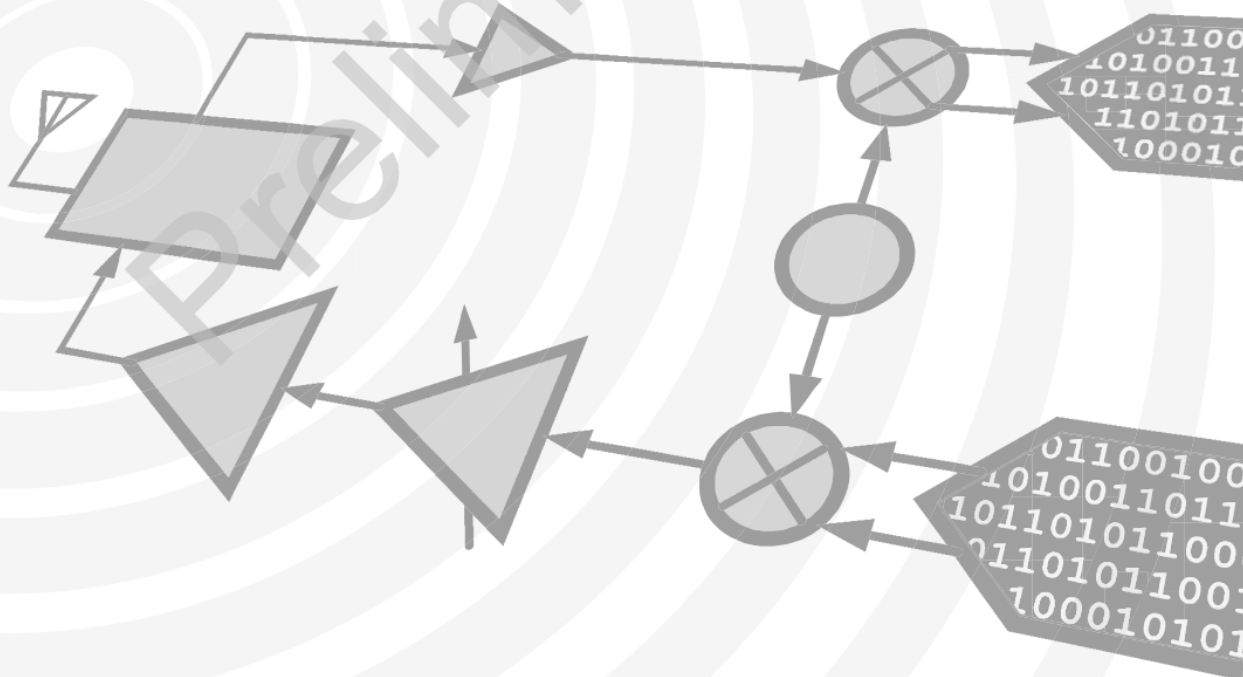




# Analog Devices Welcomes Hittite Microwave Corporation



[www.analog.com](http://www.analog.com)

[www.hittite.com](http://www.hittite.com)

**THIS PAGE INTENTIONALLY LEFT BLANK**

Preliminary



# HMC346ALP3 / 346ALP3E

v00.1115

## GaAs MMIC VOLTAGE-VARIABLE ATTENUATOR, DC - 14 GHz

1

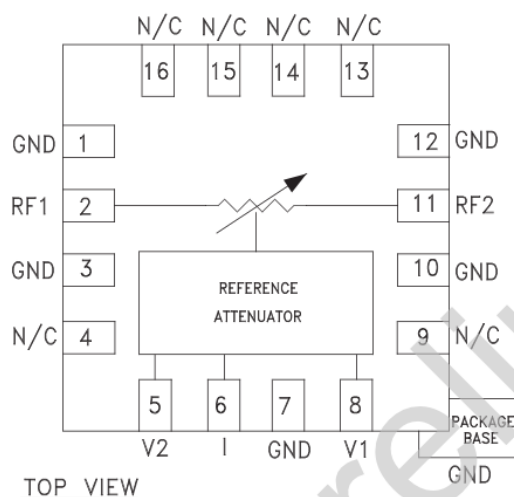
ATTENUATORS - SMT

### Typical Applications

The HMC346ALP3 / HMC346ALP3E is ideal for:

- Basestation Infrastructure
- Fiber Optics & Broadband Telecom
- Microwave Radio & VSAT
- Military Radios, Radar, & ECM
- Test Instrumentation

### Functional Diagram



### Features

- Wide Bandwidth: DC - 14 GHz
- Low Phase Shift vs. Attenuation
- 30 dB Attenuation Range
- Simplified Voltage Control
- 3 x 3 x 1 mm SMT Package

### General Description

The HMC346ALP3 & HMC346ALP3E are absorptive Voltage Variable Attenuators (VVA) in low cost leadless surface mount plastic packages operating from DC - 14 GHz. It features an on-chip reference attenuator for use with an external op-amp to provide simple single voltage attenuation control, 0 to -3V. The device is ideal in designs where an analog DC control signal must control RF signal levels over a 30 dB amplitude range. This VVA is an excellent alternative to the HMC121C8.

### Electrical Specifications, $T_A = +25^\circ\text{C}$ , 50 ohm system

Parameter	Min	Typical	Max	Units
Insertion Loss	DC - 10 GHz DC - 14 GHz	1.7 2.8	2.2 3.3	dB dB
Attenuation Range	DC - 10 GHz DC - 14 GHz	27 22	30 27	dB dB
Return Loss	DC - 14 GHz	5	10	dB
Switching Characteristics	$t_{RISE}$ , $t_{FALL}$ (10%/90% RF): $t_{ON}$ , $t_{OFF}$ (50% CTL to 10%/90% RF):	2 8		ns ns
Input Power for 0.25 dB Compression (0.5 - 8 GHz)	Min. Atten: Atten. >2 dB:	+8 -4		dBm dBm
Input Third Order Intercept (0.5 - 8 GHz) (Two-tone Input Power = -8 dBm Each Tone)	Min. Atten: Atten. >2 dB:	+25 +10		dBm dBm

Information furnished by Analog Devices is believed to be accurate and reliable. However, no responsibility is assumed by Analog Devices for its use, nor for any infringements of patents or other rights of third parties that may result from its use. Specifications subject to change without notice. No license is granted by implication or otherwise under any patent or patent rights of Analog Devices. Trademarks and registered trademarks are the property of their respective owners.

For price, delivery, and to place orders: Analog Devices, Inc., One Technology Way, P.O. Box 9106, Norwood, MA 02062-9106 Phone: 781-329-4700 • Order online at [www.analog.com](http://www.analog.com) Application Support: Phone: 1-800-ANALOG-D

1



## HMC346ALP3 / 346ALP3E

v00.1115

### GaAs MMIC VOLTAGE-VARIABLE ATTENUATOR, DC - 14 GHz

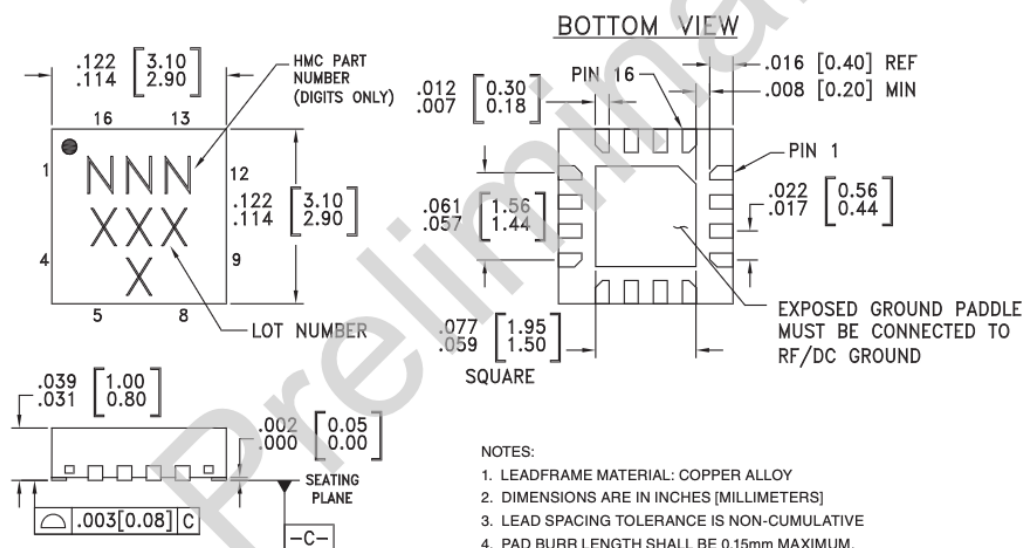
#### Absolute Maximum Ratings

RF Input Power	+18 dBm
Control Voltage Range	+1 to -5V
Storage Temperature	-65 to +150 °C
Operating Temperature	-40 to +85 °C
ESD Sensitivity (HBM)	Class 1A



ELECTROSTATIC SENSITIVE DEVICE  
OBSERVE HANDLING PRECAUTIONS

#### Outline Drawing



For price, delivery, and to place orders: Analog Devices, Inc., One Technology Way, P.O. Box 9106, Norwood, MA 02062-9106  
Phone: 781-329-4700 • Order online at [www.analog.com](http://www.analog.com)  
Application Support: Phone: 1-800-ANALOG-D

2

ATTENUATORS - SMT

2