



Coaxial Fixed Attenuator

RFHB40XX292C5

DC-40 GHz, 1-40 dB, 5 Watts, 2.92mm, Bidirectional

Rev 3

Electrical

Impedance	50 ohm			
Frequency Range	DC-40 GHz			
VSWR	1.26 max			
Input Avg Power	5W@ 25°C ambient, derating linearly to 1W at 100°C			
Peak Power	200W (5 micro-sec pulse width, 1% duty cycle)			
Direction	Bidirectional, 2.92mm female to 2.92mm male (other configurations available)			

Attenuation(dB)	1-3	4-8	9-25	26-40
Accuracy(dB)	-0.7/+1.0	-0.7/+1.0	-0.8/+0.8	-0.9/+1.0

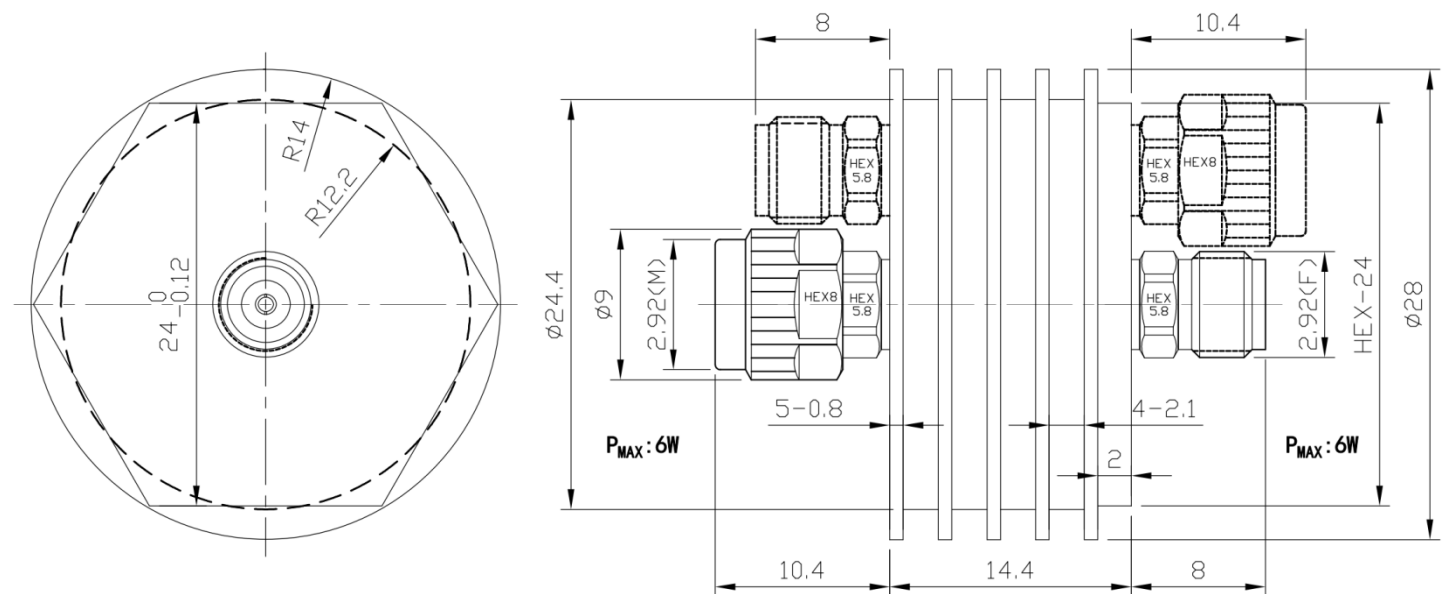
Mechanical

Connector Body	Passivated stainless steel
Heat Sink	Black anodized aluminum
Center Contact	1.27um Gold plated BeCu
Net Weight	About 25 g

Environmental

Operating Temperature	-55°C to 100°C
Storage Temperature	-55°C to 125°C
RoHS	Compliant
Temperature Coefficient	<0.0004 dB/dB/°C

Dimensions(mm)



Notes

- 1.To maintain best performance, recommended to use fan to keep the case temperature under 85°C.
- 2.Customized dB values, outlines and optimal accuracy/VSWR available.

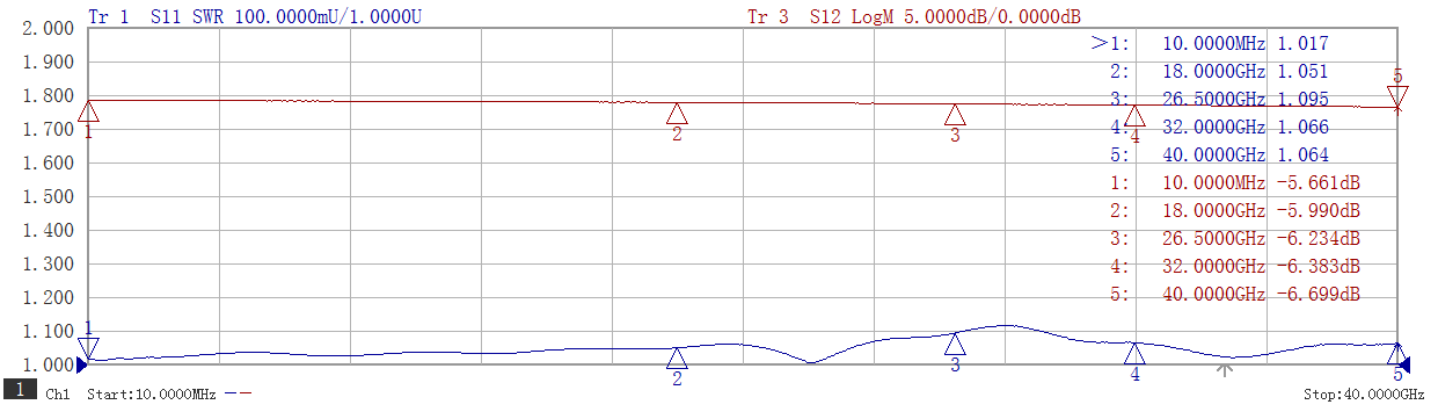
Model Description

RFHB40XX292C5

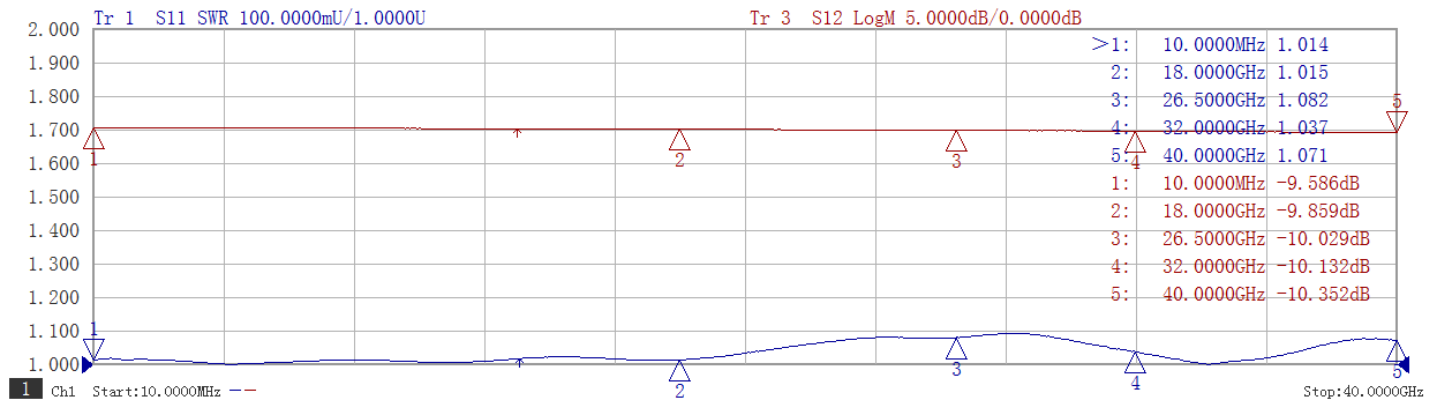
- 1.XX for dB value: 06=6dB,30=30dB
- 2.Code for connector configuration:
A=female for two ends; B=male for two ends
C=female for one end and male for the other.

Typical Test Data(Contact us at sales@rfone.cn for test plots of more models)

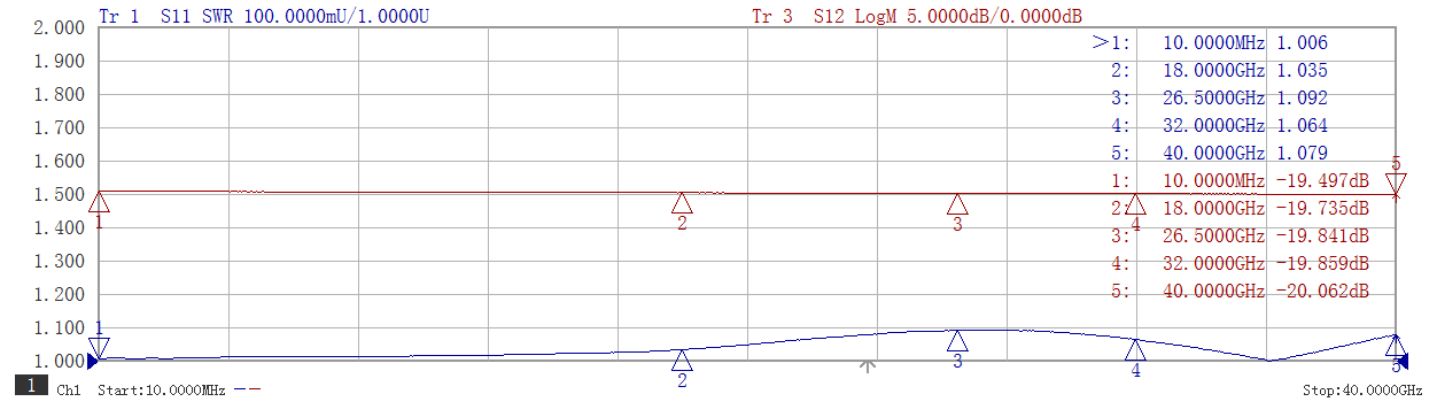
6dB



10dB



20dB



30dB

