

# Keysight Technologies

## N7782B PER Analyzer and N7783B Thermal Cycling Unit

Data Sheet





## Introduction

Keysight Technologies N7782B Series of polarization extinction ratio (PER) Analyzers has been designed for high speed and highly accurate testing of PER in PM fibers. The polarimetric measurement principle guarantees reliable measurements of PER values of up to 50 dB.

The real time measurement capability in combination with automation interfaces makes this unit ideally suited for integration in manufacturing systems, for example pig-tailing stations for laser diodes and planar wave guide components. Analog interfaces are provided for integration of the system in control loop applications.

### Key Benefits

- Accurate PER-measurement up to 50 dB.
- Real-time display.
- Easy-to-use: reliable results independent of operator skill set.
- Swept-wavelength and heating/stretching method available.
- Measurement of the PER versus wavelength.
- Fast/slow axis detection.
- Instruments available for 1260 nm up to 1640 nm.
- Internal fixed wavelength sources available at 1310 nm and 1550 nm.

## Applications

### Laser diode PMF pig-tailing

Alignment of the PM fiber during the pig-tailing process is supported by real-time display of the PER and the optical power.

### PMF splicing

In order to support the alignment during the splicing process of PM fibers the Keysight N7782B provides real time display of the optical power and of the angular misalignment of the two fibers.

### PM component characterization

Measurement of the PER on PM components like fiber polarizers, PMF couplers, PMF splitters, etc.

### Characterization of PMF cross-coupling

Polarization crosstalk in a PM fiber is measured and displayed as PER.

### PM splice characterization

The angular misalignment of a PM splice can be measured in a non-destructive way. Even multiple splices in a chain can be characterized independently.

Keysight's software package includes drivers for most of the tunable laser sources commonly used in industry.

### N7782B and N7783B application examples

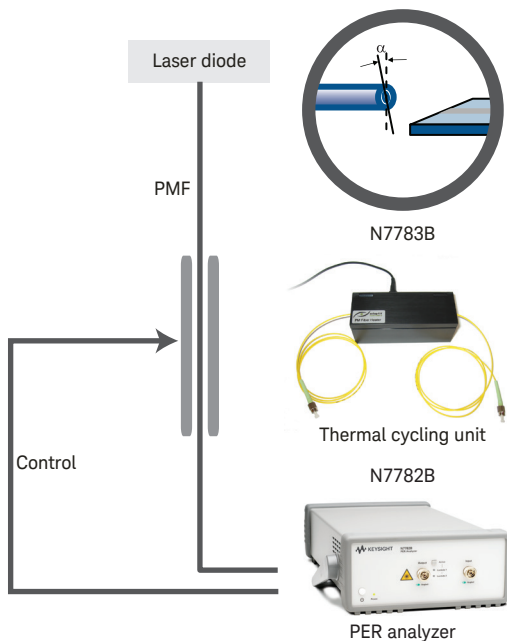


Figure 1. Laser diode pig-tailing using the combination of N7782B and N7783B.

### The heating/stretching method

The heating/stretching method provides accurate measurements of the PER at a single wavelength. This method supports in particular well the measurement using narrow-band laser sources. An optional internal laser source allows stand-alone operation of the system.

Keysight's thermal cycling unit, N7783B, is fully controlled by the N7782B PER analyzer and allows accurate and repeatable cycling of the temperature of the fiber under test. The PER measurement system consisting of the N7782B and the N7783B shows excellent accuracy and repeatability. Ease of use and automation interfaces, such as analog output ports for active alignment, make it particularly useful for production environments.

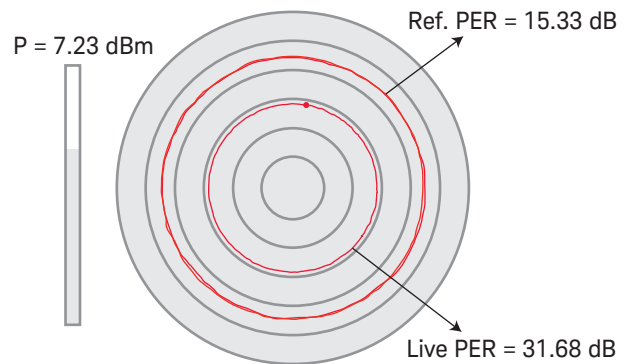


Figure 2.

### Splice angle characterization

For characterizing an optical connection between two polarization maintaining fibers (PMFs), such as an optical splice, two thermal cycling units (N7783B) can be used. This eliminates the influence of input polarization or subsequent fibers at the output and isolates the angular misalignment of the connection located between the two thermal cycling units.




Figure 3.

## Specifications <sup>1</sup> N7782B PER Analyzer

<b>Wavelength</b>		
Specification wavelength range	O-Band (Opt. 300)	1270 nm to 1375 nm
	O/C/L-Band (Opt. 400)	1270 nm to 1375 nm
		1460 nm to 1620 nm
	C/L-Band (Opt. 500)	1460 nm to 1620 nm
Operating wavelength range <sup>2</sup>	1260 nm to 1640 nm	
<b>PER analysis</b>		
PER range <sup>3,4</sup>	0 dB to 50 dB	
PER uncertainty, single-TCU method (typical) <sup>3,4</sup>	PER = 0 dB to 30 dB	0.30 dB
	PER = 30 dB to 50 dB	0.60 dB
<b>Splice angle analysis</b>		
Splice angle uncertainty, dual-TCU method (typical) <sup>3,4</sup>	$\pm (0.1^\circ + 4\% \times \text{angle})$	
<b>Optical power</b>		
Input power range	-50 dBm to +7 dBm	
Relative power uncertainty <sup>3</sup>	C/L-band: $\pm 30$ mdB ( $\pm 20$ mdB, typ.)	
	O-band: $\pm 70$ mdB ( $\pm 40$ mdB, typ.)	
<b>Internal laser source</b>		
Wavelength	O-Band (Opt. 401)	1290 nm to 1360 nm
		1310 nm typical
	C-Band (Opt. 501, 401)	1510 nm to 1580 nm
		1550 nm typical
Output power (typical) <sup>5</sup>	O-Band (Opt. 401)	-12 dBm
	C-Band (Opt. 501, 401)	-10 dBm

1. Ambient temperature change max.  $\pm 0.5$  °C since normalization. Specification valid on day of calibration.
2. PER measurements are possible outside the specification wavelength range if the user performs a manual calibration. Note that a fully polarized light source is needed for calibration.
3. Input power > -30 dBm.
4. Narrow-band light source with DOP > 95% needed.
5. At room temperature.

## Specifications <sup>1</sup> N7783B Thermal Cycling Unit

<b>Temperature</b>	
Minimum peak-to-peak temperature tuning range (typical) <sup>2</sup>	50 K
Ambient temperature range	20 °C to 30 °C
<b>Ordering instructions</b>	
<b>Optical connector options</b>	
N7782B-021	Straight contact connectors
N7782B-022	Angled contact connectors
<b>Wavelength and source options</b>	
N7782B-400	1270 to 1375 nm and 1460 to 1620 nm
N7782B-401	1270 to 1375 nm and 1460 to 1620 nm with 1300/1550 nm dual VCSEL source
N7782B-500	1460 to 1620 nm
N7782B-501	1460 to 1620 nm with 1550 nm VCSEL source
<b>Connector interface</b>	
The N7782B should usually be ordered with one or two 81000xl connector interfaces, depending on desired connector type and on whether a source option is selected (not included).	
<b>Accessories</b>	
5063-9240	Rack mount kit for 1 unit with filler panel
5063-9212 + 5061-9694	Rack mount parts for 2 units side-by-side
<b>Calibration</b>	
<b>Select Keysight calibration plan</b>	
R-50C-011-3	3-year calibration assurance plan (return to Keysight): Priority calibration service covering all calibration costs for 3 years; 15% cheaper than buying stand-alone calibrations.
R-50C-011-5	5-year calibration assurance plan (return to Keysight): Priority calibration service covering all calibration costs for 5 years; 20% cheaper than buying stand-alone calibrations.
<b>General characteristics</b>	
Dimensions (D x W x H)	380 mm x 213 mm x 88 mm (excluding front and back rubber cushions and handle)
For N7783B	160 mm x 57 mm x 62 mm
Weight	Approx. 4 kg
Recommended recalibration period	24 month
Operating temperature	+5 °C to +40 °C
Operating humidity	0% to 80%, non-condensing
Altitude	The maximum operating altitude is 2000 m.
Pollution protection	Pollution degree 2.
Warm-up time	20 minutes
Interfaces	The instruments can be controlled via USB or GPIB interfaces
Power consumption	Line power: AC 100 to 240 V ± 10%, 50/60 Hz, 60 VA max.
For N7783B	Line power: AC 100 to 240 V ± 10%, 47 to 63 Hz, 1.0 A max.

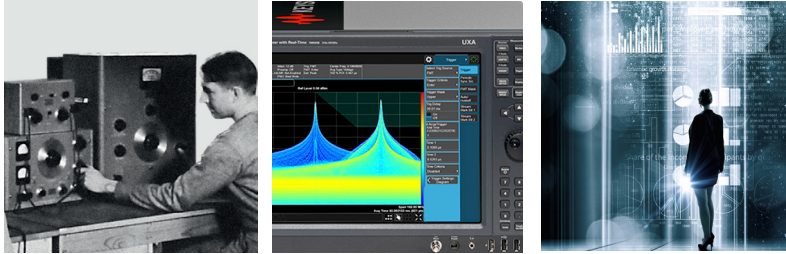
1. Ambient temperature change max. ± 0.5 °C since normalization. Specification valid on day of calibration.

2. Measured on the surface of the TEC elements.

## Evolving Since 1939

Our unique combination of hardware, software, services, and people can help you reach your next breakthrough. We are unlocking the future of technology.

From Hewlett-Packard to Agilent to Keysight.



For more information on Keysight Technologies' products, applications or services, please contact your local Keysight office. The complete list is available at: [www.keysight.com/find/contactus](http://www.keysight.com/find/contactus)

### Americas

Canada	(877) 894 4414
Brazil	55 11 3351 7010
Mexico	001 800 254 2440
United States	(800) 829 4444

### Asia Pacific

Australia	1 800 629 485
China	800 810 0189
Hong Kong	800 938 693
India	1 800 11 2626
Japan	0120 (421) 345
Korea	080 769 0800
Malaysia	1 800 888 848
Singapore	1 800 375 8100
Taiwan	0800 047 866
Other AP Countries	(65) 6375 8100

### Europe & Middle East

Austria	0800 001122
Belgium	0800 58580
Finland	0800 523252
France	0805 980333
Germany	0800 6270999
Ireland	1800 832700
Israel	1 809 343051
Italy	800 599100
Luxembourg	+32 800 58580
Netherlands	0800 0233200
Russia	8800 5009286
Spain	800 000154
Sweden	0200 882255
Switzerland	0800 805353
	Opt. 1 (DE)
	Opt. 2 (FR)
	Opt. 3 (IT)
United Kingdom	0800 0260637

For other unlisted countries: [www.keysight.com/find/contactus](http://www.keysight.com/find/contactus) (BP-9-7-17)



[www.keysight.com/go/quality](http://www.keysight.com/go/quality)  
Keysight Technologies, Inc.  
DEKRA Certified ISO 9001:2015  
Quality Management System

### myKeysight

#### myKeysight

[www.keysight.com/find/mykeysight](http://www.keysight.com/find/mykeysight)

A personalized view into the information most relevant to you.

[http://www.keysight.com/find/emt\\_product\\_registration](http://www.keysight.com/find/emt_product_registration)

Register your products to get up-to-date product information and find warranty information.



#### Keysight Services

[www.keysight.com/find/service](http://www.keysight.com/find/service)

Keysight Services can help from acquisition to renewal across your instrument's lifecycle. Our comprehensive service offerings—one-stop calibration, repair, asset management, technology refresh, consulting, training and more—helps you improve product quality and lower costs.



#### Keysight Assurance Plans

[www.keysight.com/find/AssurancePlans](http://www.keysight.com/find/AssurancePlans)

Up to ten years of protection and no budgetary surprises to ensure your instruments are operating to specification, so you can rely on accurate measurements.

#### Keysight Channel Partners

[www.keysight.com/find/channelpartners](http://www.keysight.com/find/channelpartners)

Get the best of both worlds: Keysight's measurement expertise and product breadth, combined with channel partner convenience.

[www.keysight.com/find/pol](http://www.keysight.com/find/pol)



Unlocking Measurement Insights

This information is subject to change without notice.  
© Keysight Technologies, 2017  
Published in USA, December 1, 2017  
5989-8111EN  
[www.keysight.com](http://www.keysight.com)